


**Shareholding Pattern under Regulation 31 of SEBI (Listing Obligations and Disclosure Requirements) Regulations, 2015 for the Quarter ended
30th June 2021**

1.	Name of Listed Entity: B L Kashyap & Sons Limited				
2.	Scrip Code/Name of Scrip/Class of Security: 532719				
3.	Share Holding Pattern Filed under: Reg. 31(1)(a)/Reg. 31(1)(b)/Reg.31(1)(c) <table border="1" style="width:100%; border-collapse: collapse;"> <tr> <td style="width:50%;">a.</td> <td>If under 31(1)(b) then indicate the report for Quarter ending</td> </tr> <tr> <td>b.</td> <td>If under 31(1)(c) then indicate date of allotment/extinguishment</td> </tr> </table>	a.	If under 31(1)(b) then indicate the report for Quarter ending	b.	If under 31(1)(c) then indicate date of allotment/extinguishment
a.	If under 31(1)(b) then indicate the report for Quarter ending				
b.	If under 31(1)(c) then indicate date of allotment/extinguishment				
4.	Declaration: The Listed entity is required to submit the following declaration to the extent of submission of information:-				

Particulars		Yes*	No*
1	Whether the Listed Entity has issued any partly paid up shares?		No
2	Whether the Listed Entity has issued any Convertible Securities or Warrants?		No
3	Whether the Listed Entity has any shares against which depository receipts are issued?		No
4	Whether the Listed Entity has any shares in locked-in?		No
5	Whether any shares held by promoters are pledge or otherwise encumbered?	Yes	

B.L. Kashyap And Sons Limited


 Company Secretary




B.L. Kashyap & Sons Limited
Table I - Summary Statement holding of specified securities

Category	Category of shareholder	Nos of sharehold ers	No. of fully paid up equity shares held	No. of Partly paid-up equity shares	No. of shares underlying Depository Receipts	Total nos. shares held (VII) = (IV)+(V)+ (VI)	Shareholding as a % of total no. of shares (calculate d as per SCRR, 1957)	Number of Voting Rights held in each class of securities			Total as a % of (A+B+C)	Shares Underlying Outstanding convertible securities (including convertible securities)	Ing. as a % assuming conversion of convertible securities (XI) =	Number of Locked in shares		Number of Shares pledged or otherwise encumbered		Number of equity shares held in demateriali sed form (XIV)
								Class eg: X	Class eg: Y	Class eg: Z Total				As a % of total Shares held (b)	No. (a)	As a % of total Shares held (b)	No. (a)	
(I)	(II)	(III)	(IV)	(V)	(VI)	(VII)	(VIII) As a % of total no. of shares (calculate d as per SCRR, 1957)	(IX)	(X)	(XI)	(XII)	(XIII)	(XIV)					
(A)	Promoter & Promoter Group	8	138686716	0	0	138686716	61.5182	138686716	0	138686716	61.5182	0	0.0000	138233158	99.672900	138686716		
(B)	Public	20327	86753284	0	0	86753284	38.4818	86753284	0	86753284	38.4818	0	0.0000	NA	NA	86746183		
(C)	Non Promoter - Non Public																	
(C1)	Shares Underlying DRs	0	0	0	0	0	0.0000	0	0	0	0.0000	0	0.0000	NA	NA	NA	0	
(C2)	Shares Held By Employee Trust	0	0	0	0	0	0.0000	0	0	0	0.0000	0	0.0000	NA	NA	NA	0	
	Total	20335	225440000	0	0	225440000	100.0000	225440000	0	225440000	100.0000	0	0.0000	138233158	61.317000	225432899		

B.L. Kashyap And Sons Limited

Company Secretary




B L Kashyap & Sons Limited

Table II - Statement showing shareholding pattern of the Promoter and Promoter Group

Category & Name of the shareholders	PAN	Nos. of shares held	No. of fully paid up equity shares held	Partly paid-up equity shares held	No. of Depository Receipts held	Total nos. 1957 As a % of (A+B+C2)	Shareholding % as per SCRR, 1957 As a % of (A+B+C2) (VIII) As a	Number of Voting Rights held in each class of securities			Shares Underlying Outstanding convertible securities (including convertible securities) (X)	Ing. as a % assuming full conversion of convertible securities (XI)=	Number of Locked in shares		Number of Shares pledged or otherwise encumbered	Number of equity shares held in dematerialised form (XIV)	
								Class eg: X	Class eg: Y	Total (IX)			As a % of total Shares held (b)	As a % of total Shares held (a)			
1 Indian			13868671	0	0	13868671	61.5182	13868671	0	6	13868671	61.5182	0	0	13823315	99.6730	13868671
(a) Individuals / Hindu Undivided Family		8	6	0	0	6	61.5182	6	0	6	61.5182	0	0	8	0	6	
Vineet Kashyap	AGDPK0402H	1	48932330	0	0	48932330	21.7053	48932330	0	0	48932330	21.7053	0	0	48932330	100.0000	48932330
Vikram Kashyap	AGDPK0406D	1	48616750	0	0	48616750	21.5653	48616750	0	0	48616750	21.5653	0	0	48616750	100.0000	48616750
Mr. Vinod Kashyap	AGDPK0398Q	1	40684078	0	0	40684078	18.0465	40684078	0	0	40684078	18.0465	0	0	40684078	100.0000	40684078
Saurabh Kashyap	AMQPK2343E	1	225390	0	0	225390	0.1000	225390	0	0	225390	0.1000	0	0	0	0.0000	225390
Anjoo Kashyap	AOQPK6742R	1	105000	0	0	105000	0.0466	105000	0	0	105000	0.0466	0	0	0	0.0000	105000
Aadhana Kashyap	AAOPK0394H	1	76968	0	0	76968	0.0341	76968	0	0	76968	0.0341	0	0	0	0.0000	76968
Amrita Kashyap	APAKK1793F	1	30200	0	0	30200	0.0134	30200	0	0	30200	0.0134	0	0	0	0.0000	30200
Shruti Choudhari	AFAPC3187K	1	16000	0	0	16000	0.0071	16000	0	0	16000	0.0071	0	0	0	0.0000	16000
(b) Central Government / State Government(s)		0	0	0	0	0	0.0000	0	0	0	0.0000	0	0	0	0	0.0000	0
(c) Financial Institutions / Banks		0	0	0	0	0	0.0000	0	0	0	0.0000	0	0	0	0	0.0000	0
(d) Any Other (Specify)		0	0	0	0	0	0.0000	0	0	0	0.0000	0	0	0	0	0.0000	0
Sub Total (A)(1)		8	6	0	0	6	61.5182	6	0	6	61.5182	0	0	8	0	6	
2 Foreign																	
(a) Individuals (Non-Resident Individuals) / Foreign Individuals		0	0	0	0	0	0.0000	0	0	0	0.0000	0	0	0	0	0	0
(b) Government		0	0	0	0	0	0.0000	0	0	0	0.0000	0	0	0	0	0	0
(c) Institutions		0	0	0	0	0	0.0000	0	0	0	0.0000	0	0	0	0	0	0
(d) Foreign Portfolio Investor		0	0	0	0	0	0.0000	0	0	0	0.0000	0	0	0	0	0	0
(e) Any Other (Specify)		0	0	0	0	0	0.0000	0	0	0	0.0000	0	0	0	0	0	0
Sub Total (A)(2)		0	0	0	0	0	0.0000	0	0	0	0.0000	0	0	0	0	0	0
Total Shareholding Of Promoter And Promoter Group (A)= (A)(1)+(A)(2)		8	6	0	0	6	61.5182	6	0	6	61.5182	0	0	8	0	6	

B.L. Kashyap And Sons Limited

Company Secretary

BI Kashyap & Sons Limited

Table III - Statement showing shareholding pattern of the Public Shareholder

Category & Name of the shareholders	PAN	Nos. of sharehold-ers	No. of fully paid up equity shares held	Partly paid-up equity shares held	No. of shares underlying Depository Receipts	Total nos. shares (A+B+C2)	Sharehold- ing % calculated as per SCRR, 1957 As a % of (A+B-C2)	Number of Voting Rights held in each class of securities		Total as a % of (A+B-C)	No. of Underlyin- g & Outstanding securities (including convertible securities)	Sharehold- ing, as a % assuming conversion of convertible securities (X1)=	Number of Locked in Shares (a)	Number of Shares pledged or otherwise encumbered (a)	Number of equity shares held in demat form (XIV)
								Class eg: X	Class eg: Y Total						
(i)	(ii)	(iii)	(iv)	(v)	(vi)	(vii) =	(viii) As a % of (A+B-C2)	(ix)	(x)	(xi)	(xii)	(xiii)	(xiv)		
1 Institutions															
(a) Mutual fund		0	0	0	0	0	0.0000	0	0	0	0	0.0000	0	0	0
(b) Venture Capital Funds		0	0	0	0	0	0.0000	0	0	0	0	0.0000	0	0	0
(c) Alternate Investment Funds		0	0	0	0	0	0.0000	0	0	0	0	0.0000	0	0	0
(d) Foreign Venture Capital Investors		0	0	0	0	0	0.0000	0	0	0	0	0.0000	0	0	0
(e) Foreign Portfolio Investor		6	888328	0	888328	888328	0.3940	888328	0.3940	0.0015	0	0.0000	0	0	888328
(f) Financial Institutions / Banks		2	3296	0	3296	3296	0.0015	3296	0.0015	0	0	0.0000	0	0	3296
(g) Insurance Companies		0	0	0	0	0	0.0000	0	0	0	0	0.0000	0	0	0
(h) Provident Funds/ Pension Funds		0	0	0	0	0	0.0000	0	0	0	0	0.0000	0	0	0
(i) Any Other (Specify)		0	0	0	0	0	0.0000	0	0	0	0	0.0000	0	0	0
(ii) Sub Total (B)(1)		8	891624	0	891624	891624	0.3955	891624	0.3955	0	0	0.3955	0	0	891624
2 Central Government/ State Government(s)/ President of India		0	0	0	0	0	0.0000	0	0	0	0	0.0000	0	0	0
(a) Non-Institutions		0	0	0	0	0	0.0000	0	0	0	0	0.0000	0	0	0
(i) Individuals		0	0	0	0	0	0.0000	0	0	0	0	0.0000	0	0	0
(ii) i. Individual shareholders holding nominal share capital up to Rs. 2 lakhs.		19232	30515489	0	30515489	30515489	13.5360	30515489	13.5360	0	13.5360	0	0.0000	0	30508388
(ii) ii. Individual shareholders holding nominal share capital in excess of Rs. 2 lakhs.		34	20767974	0	20767974	20767974	9.2122	20767974	9.2122	0	9.2122	0	0.0000	0	20767974
Jitendra Mohandas Virwani	AAVPO738P		2782786	0	2782786	2782786	1.2344	2782786	1.2344	0	1.2344	0	0.0000	0	2782786
Ujjala Master	AFIPMO105Q		2405000	0	2405000	2405000	1.0668	2405000	1.0668	0	1.0668	0	0.0000	0	2405000
NBFC registered with RBI		1	5400	0	5400	5400	0.0024	5400	0.0024	0	0.0024	0	0.0000	0	5400
Trust Employee		0	0	0	0	0	0.0000	0	0	0	0	0.0000	0	0	0
Overseas Depositor(holding DRs) Balancing figure)		0	0	0	0	0	0.0000	0	0	0	0	0.0000	0	0	0
(c) Any Other (Specify)		1052	34572797	0	34572797	34572797	15.3357	34572797	15.3357	0	15.3357	0	0.0000	0	34572797
IEPF		1	177086	0	177086	177086	0.0786	177086	0.0786	0	0.0786	0	0.0000	0	177086
Hindu Undivided Family		585	3736944	0	3736944	3736944	1.6576	3736944	1.6576	0	1.6576	0	0.0000	0	3736944
Non Resident Indians (Non Repat)		62	542258	0	542258	542258	0.2405	542258	0.2405	0	0.2405	0	0.0000	0	542258
Non Resident Indians (Repat)		109	645745	0	645745	645745	0.2864	645745	0.2864	0	0.2864	0	0.0000	0	645745
Body Corporate-Ltd Liability-Partnership-DR		8	569970	0	569970	569970	0.2528	569970	0.2528	0	0.2528	0	0.0000	0	569970
Overseas Bodies Corporates		1	20	0	20	20	0.0000	20	0.0000	0	0.0000	0	0.0000	0	20
Cleaning Member		108	818186	0	818186	818186	0.3629	818186	0.3629	0	0.3629	0	0.0000	0	818186
Bodies Corporate		178	28082588	0	28082588	28082588	12.4568	28082588	12.4568	0	12.4568	0	0.0000	0	28082588
Embassy Property Developments Private Limited	AAACD6927A	1	10000000	0	10000000	10000000	4.4358	10000000	4.4358	0	4.4358	0	0.0000	0	10000000
Saraya Fund Advisors Private Limited	AAKCS0235I	1	10000000	0	10000000	10000000	4.4358	10000000	4.4358	0	4.4358	0	0.0000	0	10000000
Sub Total (B)(3)		20319	85861660	0	85861660	85861660	38.0863	85861660	38.0863	0	38.0863	0	0.0000	0	85861660
Total Public Shareholding (B)=		20327	86753284	0	86753284	86753284	38.4818	86753284	38.4818	0	38.4818	0	0.0000	0	86753284

B.L. Kashyap And Sons Limited

Company Secretary




Table IV - Statement showing shareholding pattern of the Non Promoter- Non Public shareholder

Category & Name of the shareholders	(i)	(ii)	(iii)	(iv)	(v)	(vi)	(vii) =	Shareholding % calculated as per SCRR, 1957 As a % of (A+B+C2) (VIII) As a	Number of Voting Rights held in each class of securities		Total as a % of (A+B+C) (IX)	Shares Underlying Outstanding convertible securities (including securities convertible into full convertible securities) (X)	ing, as a % assuming conversion of convertible securities (XI) =	Number of Locked in shares		Number of Shares pledged or otherwise encumbered	Number of equity shares held in dematerialised form (XIV)		
									Class eg: X	Class eg: Y				Total	No. (a) total Shares held(b)			As a % of total Shares held(b) (XII)	No. (a) total Shares held(b) (XIII)
1	Custodian/DR Holder		0	0	0	0	0	0.0000	0	0	0	0	0.0000	0	0	0.0000	NA	NA	0
2	Employee Benefit Trust (under SEBI (Share based Employee Benefit) Regulations, 2014)		0	0	0	0	0	0.0000	0	0	0	0	0.0000	0	0	0.0000	NA	NA	0
	Total Non-Promoter- Non Public Shareholding (C) = (C1)+(C2)		0	0	0	0	0	0.0000	0	0	0	0	0.0000	0	0	0.0000	NA	NA	0

B.L. Kashyap And Sons Limited

Company Secretary

