


12


**Statement Showing Shareholding Pattern**  
Sub Table (I) (a)

<b>Name of the Company :</b> B.L. Kashyap And Sons Limited			
<b>Scrip Code, Name of the scrip, Class of Security :</b> 532719 b BLKASHYAP EQUITY SERIES -EQ			
<b>Quarter ended :</b> 31st March, 2012			
<b>Partly paid up Shares</b>	<b>No. of Partly paid up shares</b>	<b>As a % of total no. of partly paid-up Shares</b>	<b>As a % of total no. of shares of the company</b>
Held by promoter/promoter group	Nil	Nil	Nil
Held by Public	Nil	Nil	Nil
<b>Total -D</b>			
<b>Outstanding convertible securities</b>	<b>No. of outstanding securities</b>	<b>As a % of total no. of outstanding convertible securities</b>	<b>As a % of total no. of shares of the Company, assuming full conversion of the convertible securities</b>
Held by promoter/promoter group	Nil	Nil	Nil
Held by public	Nil	Nil	Nil
<b>Total -E</b>			
<b>Warrants :-</b>	<b>No of Warrants</b>	<b>As a % of total no. of warrants</b>	<b>As a % of total no. of shares of the Company, assuming full conversion of warrants</b>
Held by promoter/promoter group	Nil	Nil	Nil
Held by Public	Nil	Nil	Nil
<b>Total -F</b>			
<b>Total Paid-up capital of the Company, assuming full conversion of warrants and convertible securities</b>			<b>NIL</b>



**Statement Showing Shareholding Pattern**  
Table (I) (a)

Name of the Company : B.L. Kashyap And Sons Limited									
Scrip Code, Name of the scrip, Class of Security : 532719									
Quarter ended : 31st March, 2012									
BLKASHYAP EQUITY SERIES-EQ									
Category Code	Category of shareholder	Number of shareholders	Total number of shares	Number of shares held in dematerialized form	Total shareholding as a percentage of total number of shares		Share Pledge or Otherwise encumbered		
					As a % of (A+B) (VI)	As a % of (A+B+C) (VII)	Number of Shares (VIII)	As a % of (IX)= (VIII)/(IV)*100	
(I)	(II)	(III)	(IV)	(V)	(VI)	(VII)	(VIII)	(IX)	
(A)	<b>Promoter and Promoter Group</b>								
(1)	Indian								
(a)	Individuals/ Hindu Undivided family	0	0	0	0	0	0	0	0
(b)	Central Government/ State Governments	0	0	0	0	0	0	0	0
(c)	Bodies Corporate	0	0	0	0	0	0	0	0
(d)	Financial Institutions/ Banks	0	0	0	0	0	0	0	0
(e)	Any Other (specify)	0	0	0	0	0	0	0	0
	Directors & their relatives	8	146100880	146100880	71.12	71.12	44700000	30.60	
	<b>Sub-Total (A)(1)</b>	<b>8</b>	<b>146100880</b>	<b>146100880</b>	<b>71.12</b>	<b>71.12</b>	<b>44700000</b>	<b>30.60</b>	
(2)	Foreign								
(a)	Individuals (Non Resident Individuals/ Foreign Individuals)	0	0	0	0	0	0	0	0
(b)	Bodies Corporate	0	0	0	0	0	0	0	0
(c)	Institutions	0	0	0	0	0	0	0	0
(d)	Any Other (specify)	0	0	0	0	0	0	0	0
	<b>Sub-Total (A)(2)</b>	<b>0</b>	<b>0</b>	<b>0</b>	<b>0</b>	<b>0</b>	<b>0</b>	<b>0</b>	
	<b>Total shareholding of Promoter and Promoter Group</b>								
	<b>(A) = (A)(1)+(A)(2)</b>	<b>8</b>	<b>146100880</b>	<b>146100880</b>	<b>71.12</b>	<b>71.12</b>	<b>44700000</b>	<b>30.60</b>	
(B)	<b>Public shareholding</b>								
(-1)	Institutions								
(a)	Mutual Funds/UTI	3	9704723	9704723	4.72	4.72	0	0	
(b)	Financial Institutions/ Banks	0	0	0	0.00	0.000	0	0	
(c)	Central Government/ State Government(s)	0	0	0	0.000	0.000	0	0	
(d)	Venture Capital Funds	0	0	0	0.000	0.000	0	0	
(e)	Insurance Companies	0	0	0	0.000	0.000	0	0	
(f)	Foreign Institutional Investors	15	14544169	14544169	7.08	7.08	0	0	
(g)	Foreign Venture Capital Investors	0	0	0	0.000	0.000	0	0	
(h)	Any Other (specify)	0	0	0	0.000	0.000	0	0	
	<b>Sub-Total (B)(1)</b>	<b>18</b>	<b>24248892</b>	<b>24248892</b>	<b>11.80</b>	<b>11.80</b>	<b>0</b>	<b>0</b>	
(2)	Non-Institutions								
(a)	Bodies Corporate	401	10713084	10713084	5.21	5.21	884520	8.07	
(b)	Individuals - i. Individual shareholders holding nominal share capital up to Rs.1 lakh ii. Individual shareholders holding nominal share capital in excess of Rs.1 lakh	22405 12	16896764 6642402	16896764 6642402	8.22 3.23	8.22 3.23	116294 265000	0.69 3.89	
(c)	Any Other (specify)								
(i)	Trust	2	9910	9910	0.005	0.005	0	0	
(ii)	Non Resident Indians (Repat)	162	305457	305457	0.160	0.160	0	0	
	Non Resident Indians (Non -Repat)	50	156975	156975	0.080	0.080	0	0	
(iii)	Overseas Corporate Bodies	1	20	20	0.000	0.000	0	0	
(iv)	Clearing Members	119	365616	365616	0.180	0.180	56256	15.390	
	Hindu Undivided family	0	0	0	0.000	0.000	0	0	
	<b>Sub-Total (B)(2)</b>	<b>23153</b>	<b>35090228</b>	<b>35090228</b>	<b>17.075</b>	<b>17.075</b>	<b>0</b>	<b>0</b>	
	<b>Total Public Shareholding (B) = (B)(1) + (B)(2)</b>	<b>23171</b>	<b>59339120</b>	<b>59339120</b>	<b>28.878</b>	<b>28.884</b>	<b>0</b>	<b>0</b>	
	<b>TOTAL (A)+(B)</b>	<b>23179</b>	<b>205440000</b>	<b>205436888</b>	<b>100.00</b>	<b>100.00</b>	<b>0</b>	<b>0</b>	
(c)	Shares held by Custodians and against which Depository Receipts have been issued	0	0	0	0	0	0	0	
(1)	Promoter and Promoter Group	0	0	0	0	0	0	0	
(2)	Public	0	0	0	0	0	0	0	
	<b>GRAND TOTAL (A)+(B)+(c)</b>	<b>23179</b>	<b>205440000</b>	<b>205436888</b>	<b>100.00</b>	<b>100.00</b>	<b>46002070</b>	<b>22.392</b>	




(i)(b) Statement showing holding of securities (including shares, warrants, convertible securities) of persons belonging to the category "Promoter and promoter Group" belonging to the category "Promoter and Promoter Group"

Sr No.	Name of the Shareholders	Number of shares held	Details of Shares held		Encumbered shares(*) As a percentage	Number of warrants held	Details of Warrants		Details of Convertible securities		Total Shares (including underlying shares assuming full conversion of warrants and convertible securities) as a % of diluted share capital
			(A)+(B)+(C)	(IV)			(V)	(VI)=(V)/(III)*100	(VII)	(VIII)	
1	Vinod Kashyap	48566600	23.640	14700000	30.268	0	0.00	0	0.00	0.00	
2	Vineet Kashyap	48752330	23.731	22500000	46.162	0	0.00	0	0.00	0.00	
3	Vikram Kashyap	48616750	23.665	7500000	15.427	0	0.00	0	0.00	0.00	
4	Anjoo Kashyap	30000	0.015	0	0.000	0	0.00	0	0.00	0.00	
5	Aradhana Kashy	30000	0.015	0	0.000	0	0.00	0	0.00	0.00	
6	Amrita Kashyap	30200	0.015	0	0.000	0	0.00	0	0.00	0.00	
7	Mohit Kashyap	30000	0.015	0	0.000	0	0.00	0	0.00	0.00	
8	Malini Kashyap	48000	0.022	0	0.000	0	0.00	0	0.00	0.00	
	<b>TOTAL</b>	<b>146100880</b>	<b>71.116</b>	<b>44700000</b>	<b>30.595</b>	<b>0</b>	<b>0.00</b>	<b>0</b>	<b>0.00</b>	<b>0.00</b>	



© (i) Statement showing holding of securities (including shares, warrants, convertible securities) of persons belonging to the category "Public" and holding more than 1% of the total number of shares

Sl. No.	Name of the Shareholders	Number of shares held	Shares as a percentage of total number of shares (i.e. grand total (A)+(B)+C indicated in Statement at para (1)(a) above)	Details of Warrants		Details of Convertible securities		Total Shares (including underlying shares assuming full conversion of warrants and convertible securities) as a % of diluted share capital
				Number of warrants held	As a % total number of warrants of the same class	Number of Convertible Securities held	% w.r.t. total number of convertible securities of the same class	
1	ICICI Prudential Midcap Fund	8701873	4.24	0	0	0	0	0
2	ACACIA Partners, LP	5460000	2.66	0	0	0	0	0
3	Bajaj ALLIANZ Life Insurance Company Ltd.	4875103	2.37	0	0	0	0	0
4	Jitendra Virwani	3546563	1.73	0	0	0	0	0
5	ACACIA Institutional Partners, LP	3055220	1.49	0	0	0	0	0
6	Citi group Global Market Mauritius Private Limited	2470340	1.20	0	0	0	0	0
	<b>TOTAL</b>	<b>28109099</b>	<b>13.68</b>	<b>0</b>	<b>0.00</b>	<b>0</b>	<b>0.00</b>	<b>0</b>




(1)©(ii) Statement showing holding of securities (including shares, warrants, convertible securities) of persons together with PAC) belonging to the category "Public" and holding more than 5% of the total number of shares of the Company

Sr No.	Name(s) of the Shareholder(s) and the persons Acting in Concert (PAC) with them	Number of shares	Shares as a percentage of total number of shares (i.e., grand Total (A)+(B)+(C) indicated in Statement at para (l) (a) above }	Details of Warrants		Details of Convertible securities		Total Shares (including underlying shares assuming full conversion of warrants and convertible securities) as a % of diluted share capital
				Number of warrants held	As a % total number of warrants of the same class	Number of Convertible Securities held	% w.r.t. total number of convertible securities of the same class	
			NOT - APPLICABLE					



**(l)(d) Statement showing details of locked-in shares**


Sr No.	Name of the Shareholder	Number of locked-in shares	Category of Shareholders Promoters/Public	Locked in Shares as a percentage of total number of shares (i.e. Grand Total (A)+(B)+© indicated in Statement at para(l)(a) above
		NOT	APPLICABLE	



**(II)(a) Statement showing details of Depository Receipts (DRs)**

Sr No	Type of outstanding DR (ADRs, GDRs, SDRs, etc.)	Number of outstanding DRs	Number of shares underlying outstanding DRs	Shares underlying outstanding DRs as a percentage of total number of shares (i.e. Grand Total (A)+(B)+© indicated in Statement at para(I)(a) above)
	--- NOT	APP	LICABLE	-----

Note : The Company has not issued any Depository Receipts, hence this statement is not applicable to Company



(II)(b) Statement showing Holding of Depository Receipts (DRs), where underlying shares held by "Promoter & Promoter Group" are in excess of 1% of the total number of shares

Sr No	Name of the DR Holder	Type of outstanding DR (ADRs, GDRs, SDRs, etc.)	Number of Shares Underlying outstanding DRs	Number of shares underlying outstanding DRs	Shares underlying outstanding DRs as a percentage of total number of shares (i.e. Grand Total (A)+(B)+© Indicated in Statement at para(I)(a) above)
		---NOT		APP LICABLE	-----

Note : The Company has not issued any Depository Receipts, hence this statement is not applicable to Company

