



**Shareholding Pattern under Regulation 31 of SEBI (Listing Obligations and Disclosure Requirements) Regulations, 2015
For the Quarter Ended 31st December 2021**

1.	Name of Listed Entity: B L Kashyap & Sons Limited			
2.	Scrip Code/Name of Scrip/Class of Security: 532719			
3.	Share Holding Pattern Filed under: Reg. 31(1)(a)/Reg. 31(1)(b)/Reg.31(1)(c)			
	a.	If under 31(1)(b) then indicate the report for Quarter ending		
	b.	If under 31(1)(c) then indicate date of allotment/extinguishment		
4.	Declaration: The Listed entity is required to submit the following declaration to the extent of submission of information:-			
		Particulars	Yes*	No*
1		Whether the Listed Entity has issued any partly paid up shares?		No
2		Whether the Listed Entity has issued any Convertible Securities or Warrants?		No
3		Whether the Listed Entity has any shares against which depository receipts are issued?		No
4		Whether the Listed Entity has any shares in locked-in?		No
5		Whether any shares held by promoters are pledge or otherwise encumbered?	Yes	



B L Kashyap & Sons Limited
Table I - Summary Statement holding of specified securities


Category	Category of shareholder	Nos. of shareholders	No. of fully paid up equity shares held	No. of Partly paid-up equity shares held	No. of shares underlying Depository Receipts	Total nos. shares held	Shareholding as a % of total no. of shares (calculated as per SCRR, 1957)	Number of Voting Rights held in each class of securities				No. of Shares Underlying Outstanding convertible securities (including Warrants)	Shareholding, as a % assuming full conversion of convertible securities (as a percentage of diluted share capital)	Number of Locked in shares		Number of Shares pledged or otherwise encumbered		Number of equity shares held in dematerialised form
								No of Voting Rights			Total as a % of (A+B+C)			No. (a)	As a % of total Shares held(b)	No. (a)	As a % of total Shares held(b)	
								Class eg: X	Class eg: y	Total								
(i)	(ii)	(iii)	(iv)	(v)	(vi)	(vii) = (iv)+(v)+	(viii) As a % of	(ix)			(x)	(xi) = (vii)+(x) As a %	(xii)		(xiii)		(xiv)	
(A)	Promoter & Promoter Group	8	138686716	0	0	138686716	61.5182	138686716	0	138686716	61.5182	0	0.0000	138233158	99.672900	138686716		
(B)	Public	30210	86753284	0	0	86753284	38.4818	86753284	0	86753284	38.4818	0	0.0000	NA	NA	86746183		
(C)	Non Promoter - Non Public			0	0				0			0	0.0000	NA	NA			
(C1)	Shares Underlying DRs	0	0	0	0	0	0.0000	0	0	0	0.0000	0	0.0000	NA	NA	0		
(C2)	Shares Held By Employee Trust	0	0	0	0	0	0.0000	0	0	0	0.0000	0	0.0000	NA	NA	0		
	Total	30218	225440000	0	0	225440000	100.0000	225440000	0	225440000	100.0000	0	0.0000	138233158	61.317000	225432899		



B L Kashyap & Sons Limited

Table II - Statement showing shareholding pattern of the Promoter and Promoter Group

Category & Name of the shareholders	Entity Type	PAN	Nos. of shareholders	No. of fully paid up equity shares held	Partly paid-up equity shares held	No. of shares underlying Depository Receipts	Total nos. shares held	Shareholding % calculated as per SCRR, 1957 As a % of (A+B+C2)	Number of Voting Rights held in each class of securities			No. of Shares Underlying Outstanding convertible securities (including Warrants)	Shareholding , as a % assuming full conversion of convertible securities (as a percentage of diluted share capital)	Number of Locked in shares		Number of Shares pledged or otherwise encumbered		Number of equity shares held in dematerialised form	
									No of Voting Rights					No. (a)	As a % of total Shares held(b)	No. (a)	As a % of total Shares held(b)		
									Class eg: X	Class eg: y	Total								
(I)		(II)	(III)	(IV)	(V)	(VI)	(VII) =	(VIII) As a	(IX)			(X)	(XI)= (VII)+(X)	(XII)		(XIII)		(XIV)	
1	Indian																		
(a)	Individuals / Hindu Undivided Family		8	138686716	0	0	138686716	61.5182	6	0	6	61.5182	0	61.5182	0	0.0000	138233158	99.6730	138686716
	Vineet Kashyap	Promoters	AGDPK0402H	1	48932330	0	48932330	21.7053	48932330	0	48932330	21.7053	0	21.7053	0	0.0000	48932330	100.0000	48932330
	Vikram Kashyap	Promoters	AGDPK0406D	1	48616750	0	48616750	21.5653	48616750	0	48616750	21.5653	0	21.5653	0	0.0000	48616750	100.0000	48616750
	Mr. Vinod Kashyap	Promoters	AGDPK0398Q	1	40684078	0	40684078	18.0465	40684078	0	40684078	18.0465	0	18.0465	0	0.0000	40684078	100.0000	40684078
	Saurabh Kashyap	Promoters	AMQPK2343E	1	225390	0	225390	0.1000	225390	0	225390	0.1000	0	0.1000	0	0.0000	0	0.0000	225390
	Anjoo Kashyap	Promoters	AQPK6742R	1	105000	0	105000	0.0466	105000	0	105000	0.0466	0	0.0466	0	0.0000	0	0.0000	105000
	Aradhana Kashyap	Promoters	AAQPK0394H	1	76968	0	76968	0.0341	76968	0	76968	0.0341	0	0.0341	0	0.0000	0	0.0000	76968
	Amrita Kashyap	Promoters	APAPK1793F	1	30200	0	30200	0.0134	30200	0	30200	0.0134	0	0.0134	0	0.0000	0	0.0000	30200
	Shruti Choudhari	Promoters	AFAPK3187K	1	16000	0	16000	0.0071	16000	0	16000	0.0071	0	0.0071	0	0.0000	0	0.0000	16000
(b)	Central Government / State Government(s)		0	0	0	0	0	0.0000	0	0	0	0.0000	0	0.0000	0	0.0000	0	0.0000	0
(c)	Financial Institutions / Banks		0	0	0	0	0	0.0000	0	0	0	0.0000	0	0.0000	0	0.0000	0	0.0000	0
(d)	Any Other (Specify)		0	0	0	0	0	0.0000	0	0	0	0.0000	0	0.0000	0	0.0000	0	0.0000	0
	Sub Total (A)(1)		8	138686716	0	0	138686716	61.5182	6	0	6	61.5182	0	61.5182	0	0.0000	138233158	99.6730	138686716
2	Foreign																		
(a)	Individuals (Non-Resident Individuals / Foreign Individuals)		0	0	0	0	0	0.0000	0	0	0	0.0000	0	0.0000	0	0.0000	0	0.0000	0
(b)	Government		0	0	0	0	0	0.0000	0	0	0	0.0000	0	0.0000	0	0.0000	0	0.0000	0
(c)	Institutions		0	0	0	0	0	0.0000	0	0	0	0.0000	0	0.0000	0	0.0000	0	0.0000	0
(d)	Foreign Portfolio Investor		0	0	0	0	0	0.0000	0	0	0	0.0000	0	0.0000	0	0.0000	0	0.0000	0
(e)	Any Other (Specify)		0	0	0	0	0	0.0000	0	0	0	0.0000	0	0.0000	0	0.0000	0	0.0000	0
	Sub Total (A)(2)		0	0	0	0	0	0.0000	0	0	0	0.0000	0	0.0000	0	0.0000	0	0.0000	0
	Total Shareholding Of Promoter And Promoter Group (A)=(A)(1)+(A)(2)		8	138686716	0	0	138686716	61.5182	6	0	6	61.5182	0	61.5182	0	0.0000	138233158	99.6730	138686716



B L Kashyap & Sons Limited
Table III - Statement showing shareholding pattern of the Public shareholder

	Category & Name of the shareholders	PAN	Nos. of shareholders	No. of fully paid up equity shares held	Partly paid-up equity shares held	No. of shares underlying Depository Receipts	Total nos. shares held	Shareholding % calculated as per SCRR, 1957 As a % of (A+B+C2)	Number of Voting Rights held in each class of securities			No. of Shares Underlying Outstanding convertible securities (including Warrants)	Shareholding, as a % assuming full conversion of convertible securities (as a percentage of diluted share capital)	Number of Locked in shares		Number of Shares pledged or otherwise encumbered		Number of equity shares held in dematerialised form	
									No of Voting Rights					No. (a)	As a % of total Shares held(b)	No. (a)	As a % of total Shares held(b)		
									Class eg: X	Class eg: y	Total								Total as a % of (A+B+C)
1	Institutions																		
(a)	Mutual Fund		0	0	0	0	0	0.0000	0	0	0	0.0000	0	0.0000	0	0.0000	NA	NA	0
(b)	Venture Capital Funds		0	0	0	0	0	0.0000	0	0	0	0.0000	0	0.0000	0	0.0000	NA	NA	0
(c)	Alternate Investment Funds		0	0	0	0	0	0.0000	0	0	0	0.0000	0	0.0000	0	0.0000	NA	NA	0
(d)	Foreign Venture Capital Investors		0	0	0	0	0	0.0000	0	0	0	0.0000	0	0.0000	0	0.0000	NA	NA	0
(e)	Foreign Portfolio Investor		7	891957	0	0	891957	0.3957	891957	0	891957	0.3957	0	0.3957	0	0.0000	NA	NA	891957
(f)	Financial Institutions / Banks		1	3194	0	0	3194	0.0014	3194	0	3194	0.0014	0	0.0014	0	0.0000	NA	NA	3194
(g)	Insurance Companies		0	0	0	0	0	0.0000	0	0	0	0.0000	0	0.0000	0	0.0000	NA	NA	0
(h)	Provident Funds/ Pension Funds		0	0	0	0	0	0.0000	0	0	0	0.0000	0	0.0000	0	0.0000	NA	NA	0
(i)	Any Other (Specify)		0	0	0	0	0	0.0000	0	0	0	0.0000	0	0.0000	0	0.0000	NA	NA	0
	Sub Total (B)(1)		8	895151	0	0	895151	0.3971	895151	0	895151	0.3971	0	0.3971	0	0.0000	NA	NA	895151
2	Central Government/ State Government(s)/ President of India																		
	Sub Total (B)(2)		0	0	0	0	0	0.0000	0	0	0	0.0000	0	0.0000	0	0.0000	NA	NA	0
3	Non-Institutions																		
(a)	Individuals			0	0														
	i. Individual shareholders holding nominal share capital up to Rs. 2 lakhs.		29061	32131519	0	0	32131519	14.2528	32131519	0	32131519	14.2528	0	14.2528	0	0.0000	NA	NA	32124418
	ii. Individual shareholders holding nominal share capital in excess of Rs. 2 lakhs.		35	21164038	0	0	21164038	9.3879	21164038	0	21164038	9.3879	0	9.3879	0	0.0000	NA	NA	21164038
	Jitendra Mohandas Virwani	AAVPV0738P		2782786	0	0	2782786	1.2344	2782786	0	2782786	1.2344	0	1.2344	0	0.0000	NA	NA	2782786
	Urjita J Master	AFJPM0105Q		2450000	0	0	2450000	1.0868	2450000	0	2450000	1.0868	0	1.0868	0	0.0000	NA	NA	2450000
(b)	NBFCs registered with RBI		1	3600	0	0	3600	0.0016	3600	0	3600	0.0016	0	0.0016	0	0.0000	NA	NA	3600
	Trust Employee		0	0	0	0	0	0.0000	0	0	0	0.0000	0	0.0000	0	0.0000	NA	NA	0
(d)	Overseas Depositories(holding DRs) (balancing figure)		0	0	0	0	0	0.0000	0	0	0	0.0000	0	0.0000	0	0.0000	NA	NA	0
(c)	Any Other (Specify)		1105	32558976	0	0	32558976	14.4424	32558976	0	32558976	14.4424	0	14.4424	0	0.0000	NA	NA	32558976
	IEPF		1	176086	0	0	176086	0.0781	176086	0	176086	0.0781	0	0.0781	0	0.0000	NA	NA	176086
	Hindu Undivided Family		652	3361229	0	0	3361229	1.4910	3361229	0	3361229	1.4910	0	1.4910	0	0.0000	NA	NA	3361229
	Non Resident Indians (Non Repat)		67	344878	0	0	344878	0.1530	344878	0	344878	0.1530	0	0.1530	0	0.0000	NA	NA	344878
	Non Resident Indians (Repat)		126	712263	0	0	712263	0.3159	712263	0	712263	0.3159	0	0.3159	0	0.0000	NA	NA	712263
	Body Corp-Ltd Liability Partnership		8	668230	0	0	668230	0.2964	668230	0	668230	0.2964	0	0.2964	0	0.0000	NA	NA	668230
	Overseas Bodies Corporates		1	20	0	0	20	0.0000	20	0	20	0.0000	0	0.0000	0	0.0000	NA	NA	20
	Clearing Member		71	380224	0	0	380224	0.1687	380224	0	380224	0.1687	0	0.1687	0	0.0000	NA	NA	380224
	Bodies Corporate		179	26916046	0	0	26916046	11.9393	26916046	0	26916046	11.9393	0	11.9393	0	0.0000	NA	NA	26916046
	Embassy Property Developments Private Limited	AAACD6927A	1	10000000	0	0	10000000	4.4358	10000000	0	10000000	4.4358	0	4.4358	0	0.0000	NA	NA	10000000
	Samsara Fund Advisors Private Limited	AAKCS0235J	1	10000000	0	0	10000000	4.4358	10000000	0	10000000	4.4358	0	4.4358	0	0.0000	NA	NA	10000000
	Sub Total (B)(3)		30202	85858133	0	0	85858133	38.0847	85858133	0	85858133	38.0847	0	38.0847	0	0.0000	NA	NA	85851032
	Total Public Shareholding (B)= (B)(1)+(B)(2)+(B)(3)		30210	86753284	0	0	86753284	38.4818	86753284	0	86753284	38.4818	0	38.4818	0	0.0000	NA	NA	86746183

