



S+B

SOOD BRIJ AND ASSOCIATES*Chartered Accountants*

C 72, NDSE, 2 New Delhi-110 049

Tel: 011-2625 1986, 011-2625 1604, 011-4611 4949 Fax: 011-2625 2043

Email: sbasanjay@rediffmail.com, aksoodsba@gmail.com

Independent Auditors' Report**To the Members of Soul Space Hospitality Limited****Report on the Standalone Ind AS Financial Statements**

We have audited the accompanying standalone Ind AS financial statements of Soul Space Hospitality Limited ("the Company"), which comprise the Balance Sheet as at March 31, 2018, and the Statement of Profit and Loss (including Other Comprehensive Income), the Cash Flow Statement and the Statement of Changes in Equity for the year then ended, and a summary of the significant accounting policies and other explanatory information.

Management's Responsibility for the Standalone Ind AS Financial Statements

The Company's Board of Directors is responsible for the matters stated in Section 134(5) of the Companies Act, 2013 ("the Act") with respect to the preparation of these standalone Ind AS financial statements that give a true and fair view of the financial position, financial performance including other comprehensive income, cash flows and changes in equity of the Company in accordance with the accounting principles generally accepted in India, including the Indian Accounting Standards (Ind AS) prescribed under section 133 of the Act.

This responsibility also includes maintenance of adequate accounting records in accordance with the provisions of the Act for safeguarding the assets of the Company and for preventing and detecting frauds and other irregularities; selection and application of appropriate accounting policies; making judgments and estimates that are reasonable and prudent; and design, implementation and maintenance of adequate internal financial controls, that were operating effectively for ensuring the accuracy and completeness of the accounting records, relevant to the preparation and presentation of the standalone Ind AS financial statements that give a true and fair view and are free from material misstatement, whether due to fraud or error.

Auditors' Responsibility

Our responsibility is to express an opinion on these standalone Ind AS financial statements based on our audit.

In conducting our audit, we have taken into account the provisions of the Act, the accounting and auditing standards and matters which are required to be included in the audit report under the provisions of the Act and the Rules made thereunder.

We conducted our audit of the standalone Ind AS financial statements in accordance with the Standards on Auditing specified under Section 143(10) of the Act. Those Standards require that we comply with ethical requirements and plan and perform the audit to obtain reasonable assurance about whether the standalone Ind AS financial statements are free from material misstatement.

An audit involves performing procedures to obtain audit evidence about the amounts and the disclosures in the standalone Ind AS financial statements. The procedures selected depend on the auditor's judgment, including the assessment of the risks of material





S+B

SOOD BRIJ AND ASSOCIATES

Chartered Accountants

C 72, NDSE, 2 New Delhi-110 049

Tel: 011-2625 1986, 011-2625 1604, 011-4611 4949 Fax: 011-2625 2043

Email: sbasanjay@rediffmail.com, aksoodsba@gmail.com

misstatement of the standalone Ind AS financial statements, whether due to fraud or error. In making those risk assessments, the auditor considers internal financial control relevant to the Company's preparation of the standalone Ind AS financial statements that give a true and fair view in order to design audit procedures that are appropriate in the circumstances. An audit also includes evaluating the appropriateness of the accounting policies used and the reasonableness of the accounting estimates made by the Company's Directors, as well as evaluating the overall presentation of the standalone Ind AS financial statements.

We believe that the audit evidence obtained by us is sufficient and appropriate to provide a basis for our audit opinion on the standalone Ind AS financial statements.

Opinion

In our opinion and to the best of our information and according to the explanations given to us, the aforesaid standalone Ind AS financial statements give the information required by the Act in the manner so required and give a true and fair view in conformity with the accounting principles generally accepted in India, of the state of affairs of the Company as at March 31, 2018, and its loss, its cash flows and the changes in equity for the year ended on that date.

Emphasis of Matter

Refer Statement of Profit & Loss regarding loss of Rs. 4.71 Crores relating to a discontinued operations of a project.

Report on Other Legal and Regulatory Requirements

1. As required by Section 143(3) of the Act, based on our audit we report, to the extent applicable that:

a) We have sought and obtained all the information and explanations which to the best of our knowledge and belief were necessary for the purposes of our audit.

b) In our opinion, proper books of account as required by law have been kept by the Company so far as it appears from our examination of those books.

c) The Balance Sheet, the Statement of Profit and Loss including Other Comprehensive Income, the Cash Flow Statement and Statement of Changes in Equity dealt with by this Report are in agreement with the relevant books of account.

d) In our opinion, the aforesaid standalone Ind AS financial statements comply with the Indian Accounting Standards prescribed under section 133 of the Act.

e) On the basis of the written representations received from the directors as on March 31, 2018 taken on record by the Board of Directors, none of the directors is disqualified as on March 31, 2018 from being appointed as a director in terms of Section 164(2) of the Act.





S+B

SOOD BRIJ AND ASSOCIATES*Chartered Accountants*

C 72, NDSE, 2 New Delhi-110 049

Tel: 011-2625 1986, 011-2625 1604, 011-4611 4949 Fax: 011-2625 2043

Email: sbasanjey@rediffmail.com, aksoodsba@gmail.com

f) With respect to the adequacy of the internal financial controls over financial reporting of the Company and the operating effectiveness of such controls, refer to our separate Report in "Annexure B". Our report expresses an unmodified opinion on the adequacy and operating effectiveness of the Company's internal financial controls over financial reporting.

g) With respect to the other matters to be included in the Auditor's Report in accordance with Rule 11 of the Companies (Audit and Auditors) Rules, 2014, as amended, in our opinion and to the best of our information and according to the explanations given to us:

i. The Company does not have any pending litigations which would materially impact on its financial position.

ii The company does not have any term contracts including derivative contracts for which there are any material foreseeable losses.

iii There has not been an occasion in case of the Company during the year under report to transfer any sums to the Investor Education and Protection Fund. The question of delay in transferring such sums does not arise.

2. As required by the Companies (Auditor's Report) Order, 2016 ("the Order") issued by the Central Government in terms of Section 143(11) of the Act, we give in "Annexure A" a statement on the matters specified in paragraphs 3 and 4 of the Order.

**For Sood Brij & Associates
Chartered Accountants
Firm Regn No. 00350N**



**Place: New Delhi
Date: 19th May 2018**

A.K. Sood
Partner
M.No. 014372



S+B

SOOD BRIJ AND ASSOCIATES*Chartered Accountants*

C 72, NDSE, 2 New Delhi-110 049

Tel: 011-2625 1986, 011-2625 1604, 011-4611 4949 Fax: 011-2625 2043

Email: sbasanjay@rediffmail.com, aksoodsba@gmail.com

Annexure- A to the Auditors' Report

The Annexure referred to in our Auditors' Report of even date on the accounts for the year ended 31st March, 2018 of Soul Space Hospitality Limited, New Delhi in pursuance to the Companies (Auditor's Report) order, 2016 on the matters specified in paragraphs 3 and 4 of the said order.

- (a) The Company does not have any fixed assets except intangible assets i.e. Trade Mark, accordingly clause (b) is not applicable.
- (c) There are no Immovable properties held by the Company.
- (ii) (a) As explained to us, the stores and material at different sites have been physically verified by the management at the year-end.
- (b) In our opinion and according to information and explanations given to us, the Procedures of physical verification of stores and material followed by the Management are reasonable and adequate in relation to the size of the Company and the nature of its business.
- (c) In our opinion and according to information and explanations given to us, the Company has maintained proper records of its inventories. Discrepancies noticed on physical verification of inventories were not material and have been properly dealt with in the books of accounts.
- (iii) The Company has not granted any secured/unsecured loans, to the companies, covered in the register maintained under section 189 of the Companies Act.
- (iv) The Company has not granted loans, investments, guarantees or provided any security.
- (v) The Company has not accepted any deposits from the public and consequently, the directives issued by the Reserve Bank of India, the provisions of Sections 73 to 76 or any other relevant provisions of the Companies Act and the rules framed there under are not applicable.
- (vi) The maintenance of cost record u/s. 148(1) of the Companies Act, 2013 has not been specified by the Central Government.





S+B

SOOD BRIJ AND ASSOCIATES

Chartered Accountants

C 72, NDSE, 2 New Delhi-110 049

Tel: 011-2625 1986, 011-2625 1604, 011-4611 4949 Fax: 011-2625 2043

Email: sbasanjay@rediffmail.com, aksoodsba@gmail.com

- (vii) (a) According to the information and explanations given to us, and on the basis of our examination of the books of account, the Company does not have any undisputed statutory dues outstanding for more than six months as on the date of Balance Sheet.
- (b) According to the information and explanations given to us, no disputed amount is payable towards Income Tax, Service Tax, Central Excise, and Value Added Tax as on the date of Balance Sheet.
- (viii) The Company does not have any outstanding dues to the Banks or Financial Institutions.
- (ix) According to the information and explanation given to us, no money raised by way of initial public offer and Term Loans during the year.
- (x) According to the information and explanations given to us, no fraud on or by the Company has been noticed or reported during the year.
- (xi) No managerial remuneration has been paid by the Company as per provisions of Section 197 read with schedule V of the Companies Act, 2013.
- (xii) The Company is not the Nidhi Company and as such this clause is not applicable.
- (xiii) All transactions with the related parties are in compliance with sections 177 and 188 of the Companies Act, 2013 and are disclosed in the financial statements.
- (xiv) The Company during the year has not made any preferential, private placement, of shares or fully or partly convertible debentures during the year.
- (xv) The Company has not entered with any non-cash transaction with Directors or persons connected with them, during the year within the meaning of section 192 of the Companies Act, 2013.
- (xvi) The Company is not required to be registered under section 45-IA of the Reserve Bank of India Act, 1934.





S+B

SOOD BRIJ AND ASSOCIATES

Chartered Accountants


C 72, NDSE, 2 New Delhi-110 049

Tel: 011-2625 1986, 011-2625 1604, 011-4611 4949 Fax: 011-2625 2043

Email: sbasanjay@rediffmail.com, aksoodsba@gmail.com

**For Sood Brij & Associates
Chartered Accountants
Firm Regn No. 00350N**

**Place: New Delhi
Date: 19th May 2018**


**A.K. Sood
Partner
M.No. 014372**

**ANNEXURE "B" TO THE INDEPENDENT AUDITOR'S REPORT OF EVEN DATE ON THE
STANDALONE FINANCIAL STATEMENTS OF SOUL SPACE HOSPITALITY LIMITED**

**Report on the Internal Financial Controls under Clause (i) of Sub-section 3 of Section 143
of the Companies Act, 2013 ("the Act")**

We have audited the internal financial controls over financial reporting of Soul Space Hospitality Limited ("the Company") as of March 31, 2018 in conjunction with our audit of the standalone financial statements of the Company for the year ended on that date.

Management's Responsibility for Internal Financial Controls

The Company's management is responsible for establishing and maintaining internal financial controls based on "the internal control over financial reporting criteria established by the Company considering the essential components of internal control stated in the Guidance Note on Audit of Internal Financial Controls Over Financial Reporting issued by the Institute of Chartered Accountants of India". These responsibilities include the design, implementation and maintenance of adequate internal





S+B

SOOD BRIJ AND ASSOCIATES

Chartered Accountants

C 72, NDSE, 2 New Delhi-110 049

Tel: 011-2625 1986, 011-2625 1604, 011-4611 4949 Fax: 011-2625 2043

Email: sbasanjay@rediffmail.com, aksoodsba@gmail.com

financial controls that were operating effectively for ensuring the orderly and efficient conduct of its business, including adherence to company's policies, the safeguarding of its assets, the prevention and detection of frauds and errors, the accuracy and completeness of the accounting records, and the timely preparation of reliable financial information, as required under the Companies Act, 2013.

Auditors' Responsibility

Our responsibility is to express an opinion on the Company's internal financial controls over financial reporting based on our audit. We conducted our audit in accordance with the Guidance Note on Audit of Internal Financial Controls Over Financial Reporting (the "Guidance Note") and the Standards on Auditing, issued by ICAI and deemed to be prescribed under section 143(10) of the Companies Act, 2013, to the extent applicable to an audit of internal financial controls, both applicable to an audit of Internal Financial Controls and, both issued by the Institute of Chartered Accountants of India. Those Standards and the Guidance Note require that we comply with ethical requirements and plan and perform the audit to obtain reasonable assurance about whether adequate internal financial controls over financial reporting was established and maintained and if such controls operated effectively in all material respects.

Our audit involves performing procedures to obtain audit evidence about the adequacy of the internal financial controls system over financial reporting and their operating effectiveness.


Our audit of internal financial controls over financial reporting included obtaining an understanding of internal financial controls over financial reporting, assessing the risk that a material weakness exists, and testing and evaluating the design and operating effectiveness of internal control based on the assessed risk. The procedures selected depend on the auditor's judgement, including the assessment of the risks of material misstatement of the financial statements, whether due to fraud or error.

We believe that the audit evidence we have obtained is sufficient and appropriate to provide a basis for our audit opinion on the Company's internal financial controls system over financial reporting.

Meaning of Internal Financial Controls Over Financial Reporting

A company's internal financial control over financial reporting is a process designed to provide reasonable assurance regarding the reliability of financial reporting and the preparation of financial statements for external purposes in accordance with generally accepted accounting principles. A company's internal financial control over financial reporting includes those policies and procedures that

- (1) pertain to the maintenance of records that, in reasonable detail, accurately and fairly reflect the transactions and dispositions of the assets of the company;
- (2) provide reasonable assurance that transactions are recorded as necessary to permit preparation of financial statements in accordance with generally accepted accounting principles, and that receipts and expenditures of the company are being made only in accordance with authorisations of management and directors of the company; and
- (3) provide reasonable assurance regarding prevention or timely detection of unauthorised acquisition, use, or disposition of the company's assets that could have a material effect on the financial statements.





SOOD BRIJ AND ASSOCIATES

Chartered Accountants

C 72, NDSE, 2 New Delhi-110 049

Tel: 011-2625 1986, 011-2625 1604, 011-4611 4949 Fax: 011-2625 2043

Email: sbasanjay@rediffmail.com, aksoodsba@gmail.com

Inherent Limitations of Internal Financial Controls Over Financial Reporting

Because of the inherent limitations of internal financial controls over financial reporting, including the possibility of collusion or improper management override of controls, material misstatements due to error or fraud may occur and not be detected. Also, projections of any evaluation of the internal financial controls over financial reporting to future periods are subject to the risk that the internal financial control over financial reporting may become inadequate because of changes in conditions, or that the degree of compliance with the policies or procedures may deteriorate.

Opinion

In our opinion, the Company has, in all material respects, an adequate internal financial controls system over financial reporting and such internal financial controls over financial reporting were operating effectively as at March 31, 2018, based on "the internal control over financial reporting criteria established by the Company considering the essential components of internal control stated in the Guidance Note on Audit of Internal Financial Controls Over Financial Reporting issued by the Institute of Chartered Accountants of India".

**For Sood Brij & Associates
Chartered Accountants
Firm Regn No. 00350N**

**Place: New Delhi
Date: 19th May 2018**



**A.K. Sood
Partner
M.No. 014372**

SOOL SPACE HOSPITALITY LIMITED

Balance Sheet as at 31st March, 2018

(Amount in Rs)


Particulars		Note No.	As at 31st March, 2018	As at 31st March, 2017	As at 1st April, 2016
A	Assets				
1	Non-current assets				
	(a) Other intangible assets	3	10,000	10,000	10,000
	(b) Financial Assets				
	Loans	4	25,000,000	25,000,000	30,000,000
	(c) Deferred tax assets, net	5	794,092		
	Total -Non-Current assets		25,804,092	25,010,000	30,010,000
2	Current Assets				
	(a) Inventories	6		47,176,144	42,438,559
	(b) Financial Assets				
	Cash and Cash Equivalents	7	67,975	71,380	52,962
	Total -Current assets		67,975	47,247,524	42,491,521
	TOTAL - ASSETS		25,872,067	72,257,524	72,501,521
B	EQUITY AND LAIBILITIES				
1	Equity				
	(a) Equity Share Capital	8 (a)	10,000,000	10,000,000	10,000,000
	(b) Other Equity	8 (b)	(49,465,903)		
	Total - Equity		(39,465,903)	10,000,000	10,000,000
2	Laibilities				
	Non -Current liabilities				
	(a) Financial Laibilities				
	Loans	9	64,272,976	61,281,526	61,480,629
	Total - Non-current liabilities		64,272,976	61,281,526	61,480,629
	Current liabilities				
	(a) Financial Laibilities				
	Trade & Other Payables	10	1,064,994	975,998	1,020,892
	Total - Current liabilities		1,064,994	975,998	1,020,892
	TOTAL - EQUITY AND LAIBILITIES		25,872,067	72,257,524	72,501,521

General Information and Significant Accounting Policies 1 & 2
 Notes to the standalone Ind AS financial statements 14-20
 The Notes are an integral part of these financial statements

In terms of our report of even date attached

For and on behalf of the Board of Directors


For Sood Brij & Associates
 Chartered Accountants
 Firm Regn. No.- 00350N


 A. K. Sood
 Partner
 Membership No.-14372



Place : New Delhi
 Date: 19th May, 2018


 Vinod Kashyap
 Director
 (DIN : 00038854)


 Vineet Kashyap
 Director
 (DIN : 00038897)


 Vikram Kashyap
 Director
 (DIN : 00038937)

SOUL SPACE HOSPITALITY LIMITED
STATEMENT OF PROFIT & LOSS FOR THE YEAR ENDED 31ST MARCH, 2018

(Amount in Rs)

Particulars	Note	For the Year ended 31st Mar 2018	For the Year ended 31st March 2017
I Revenue from operations			
II Other income			
III Total Revenue (I + II)			
IV Expenses:			
Finance cost	11	3,068,706	4,724,231
Other expenses	12	15,145	13,354
Total expenses		3,083,851	4,737,585
Less: Work in progress		-	4,737,585
Net expenses		-	4,737,585
V Profit before tax (III-IV)		3,083,851	-
VI Tax expense:		(3,083,851)	-
(1) Current tax		-	-
(2) Deferred tax		(794,092)	-
VII Profit (Loss) for the period from continuing operations (V-VI)		(2,289,759)	-
VIII Profit/(loss) from discontinuing operations	13	(47,176,144)	-
IX Tax expense of discontinuing operations		-	-
X Profit/(loss) from Discontinuing operations (after tax) (VII-VIII)		-	-
XI Profit (Loss) for the period (VII+X)		(47,176,144)	-
XII Other Comprehensive income		(49,465,903)	-
(a) Items that will not be reclassified to profit or loss		-	-
1) re-measurements of redefined benefit plans		-	-
Tax on Other Comprehensive income		-	-
Total other Comprehensive Income (XII)		-	-
XIII Total Comprehensive Income for the period (XI + XII)		(49,465,903)	-
XIV Earnings per equity share:	14		
(1) Basic		(49.47)	-
(2) Diluted		(49.47)	-
Face Value of each Equity Share		10.00	10.00

General Information and Significant Accounting Policies
Notes to the standalone Ind AS financial statements
The notes are integral part of these Financial Statements.

1&2
14-20

In terms of our report of even date attached


For and on behalf of the Board

For Sood Brij & Associates
Chartered Accountants
Firm Regn. No.- 00350N


A. K. Sood
Partner
Membership No.-14372




Vinod Kashyap
Director
(DIN : 00038854)


Vineet Kashyap
Director
(DIN : 00038897)


Vikram Kashyap
Director
(DIN : 00038937)

Place: New Delhi
Date: 19th May, 2018

SOUL SPACE HOSPITALITY LIMITED
Cash Flow Statement for the Year ended 31 March, 2018

Amount in Rs.

PARTICULARS	31 March 2018		31 March 2017	
A				
Cash Flow From Operating Activities				
Net Profit before tax & extra-ordinary items		(50,259,995)		
Adjustment for :				
- Interest Expenses	3,068,706			
- Dividend Received		3,068,706		
Operating Profit Before Working Capital Changes				
Adjustment for :		(47,191,289)		
- Decrease/(Increase) in Inventories	47,176,144		(4,737,585)	
- Increase/(Decrease) in Trade And Other Payables	88,996	47,265,140	(44,894)	(4,782,479)
Cash Generated From Operations		73,851		(4,782,479)
- Advance Tax / Wealth Taxes paid				
Net Cash From Operating Activities		73,851		
B				
Cash Flow From Investing Activities				(4,782,479)
- Loans to related parties				
- Purchase of Fixed Assets			5,000,000	
Net Cash (Used In)/From Investing Activities				5,000,000
C				
Cash Flow From Financing Activities				
- Proceeds from Borrowings		2,991,450		
- Interest and Finance Charges Paid		(3,068,706)		(199,103)
Net Cash (Used In)/From Financing Activities				
Net Increase In Cash And Equivalents		(77,256)		(199,103)
Cash And Cash Equivalents (Opening Balance)		(3,405)		18,418
Cash And Cash Equivalents (Closing Balance)		71,380		52,962
Notes :		67,975		71,380
Cash and cash equivalents include :-				
-Cash and bank balance (as per note 7 to the financial statements)		67,975		71,380
Total		67,975		71,380

General Information and Significant Accounting Policies 1 & 2
 Notes to the standalone Ind AS financial statements 14-20
 The Notes are an integral part of these financial statements

In terms of our report of even date attached

For Sood Brij & Associates
 Chartered Accountants
 Firm Regn. No.- 00350N

A. K. Sood
 Partner
 Membership No.-14372



Place: New Delhi
 Date: 19th May, 2018

For and on behalf of the Board of Directors

(Signature)
 Vipod Kashyap
 Director
 (DIN : 00038854)

(Signature)
 Vineet Kashyap
 Director
 (DIN : 00038897)

(Signature)
 Vikram Kashyap
 Director
 (DIN : 00038937)

Statement of changes in Equity (SOCIE)
For the year ended 31 March 2018

A
Equity Share Capital
As on 31.03.2017

Particulars	(Amount in Rs)
Balance As on 1 April 2016	10,000,000
Additional Equity Share Issued during 2016-17	
Balance As on 31 March 2017	10,000,000
Particulars	(Amount in Rs)
Balance As on 1 April 2017	10,000,000
Additional Equity Share Issued during 2017-18	
Balance As on 31 March 2018	10,000,000


B
Other Equity
As on 31.03.2017

Particulars	(Amount in Rs)
Balance As on 1 April 2016	-
Total Comprehensive Income for the year ended 31 March 2017	-
Profit for the year	-
Other Comprehensive Income (Net of Taxes)	-
Total Comprehensive Income	-
Transactions with the owners in their capacity as owners	-
Issue of Share Capital	-
Balance As on 31 March 2017	-
As on 31.03.2018	-
Balance As on 1 April 2017	-
Total Comprehensive Income for the year ended 31 March 2017	-
Profit for the year	(2,289,759)
Other Comprehensive Income (Net of Taxes)	(2,289,759)
Total Comprehensive Income	(47,176,144)
Issue of Share Warrant	(49,465,903)
Balance As on 31 March 2018	(2,289,759)

General Information and Significant Accounting Policies
Notes to the standalone Ind AS financial statements
The Notes are an integral part of these financial statements

In terms of our report of even date attached

For Sood Brijl & Associates
Chartered Accountants
Firm Regn. No.- 003504



A. K. Sood
Partner
Membership No.-14377

Place: New Delhi
Date: 19th May, 2018

For and on behalf of the Board

Vinod Kashyap
Director
(DIN: 00038854)

Vineet Kashyap
Director
(DIN: 00038897)

Vikram Kashyap
Director
(DIN: 00038937)

Note 1 Corporate Information

Soul Space Hospitality Limited (CIN U52100DL2007PLC170027), having registered office 409, 4th Floor, DLF Tower A, Jasola, New Delhi-110025, is a Public Limited Company domiciled in India and incorporated under the provisions of the Companies Act, 1956. It is 100% subsidiary of Soul Space Projects Limited.

Basis of Preparation

(a) Statement of compliance

These standalone Ind AS financial statements have been prepared in accordance with Indian Accounting Standards (Ind AS) as per the Companies (Indian Accounting Standards) Rules, 2015 notified under Section 133 of the Companies Act, 2013 (the Act) and other relevant provisions of the Acts amended from time to time. The financial statements up to and for the year ended 31 March 2017 were prepared in accordance with the Companies (Accounting Standards) Rules, 2006 notified under Section 133 of the Act and other relevant provisions of the Act. As these are the Company's first financial statements prepared in accordance with Indian Accounting Standards (Ind AS), Ind AS 101, First Time Adoption of Indian Accounting Standards has been applied. An explanation of how the transition to Ind AS has affected the previously reported financial position, financial performance and cash flows of the company is provided in Note - 19.

These standalone Ind AS financial statements were approved and authorized for issue by the Company's Board of Directors on 19th May, 2018.

Details of the Company's accounting policies are included in Note 2.

(b) Functional and presentation currency

These standalone Ind AS financial statements are presented in Indian Rupees (INR), which is the Company's functional currency. All the financial information have been presented in Indian Rupees (INR) all amounts have been rounded-off to the nearest Rupees, unless otherwise stated.

(c) Basis of Measurement

The standalone Ind AS financial statements have been prepared on a historical cost basis.

(d) Use of estimates and judgments

The preparation of the standalone Ind AS financial statements in conformity with Ind AS requires management to make judgments, estimates and assumptions that affect the application of accounting policies and the reported amounts of assets, liabilities, income and expenses. Actual results may differ from these estimates. Estimates and underlying assumptions are reviewed on an ongoing basis. Revisions to accounting estimates are recognized in the period in which the estimates are revised and in any future periods affected.

The areas involving critical estimates and judgments are:

- (i) Estimation of recognition of deferred tax assets, availability of future taxable profit against which tax losses carried forward can be used (refer note -5)

(d) Measurement of fair values

The Company's accounting policies and disclosures require the measurement of fair values, for both financial and non-financial assets and liabilities.

The Company has an established control framework with respect to the measurement of fair values. The finance team has overall responsibility for overseeing all significant fair value measurements, including Level 3 fair values.

They regularly review significant unobservable inputs and valuation adjustments. If third party information is used to measure fair values then the finance team assesses the evidence obtained from the third parties to support the conclusion that such valuation meet the requirements of Ind AS including the level in the fair value hierarchy in which such valuations could be classified.

When measuring the fair value of an asset or a liability, the Company uses observable market data as far as possible.

Fair values are categorised into different levels in a fair value hierarchy based on the inputs used in the valuation techniques as follow:

Level 1: quoted prices (unadjusted) in active markets for identical assets or liabilities.

Level 2: inputs other than quoted prices included in Level 1 that are observable for the assets or liability either directly (i.e. as prices) or indirectly (i.e. derived from prices).

Level 3: Input for the assets or liability that are not based on observable market data (unobservable inputs).

When measuring the fair value of an asset or a liability, the Company uses observable market data as far as possible. If the inputs used to measure the fair value of an assets or a liability fall into different level of the fair value hierarchy, then the fair value measurement is categorised in its entirety in the same level of the fair value hierarchy as the lowest level input that is significant to the entire measurement.

Note 2 Significant Accounting Policies

2.1 Current and Non -Current Classification

All assets and liabilities have been classified as current or non- current as per the company's normal operating cycle and other criteria set -out in the Act. Deferred tax assets and liabilities are classified as non- current assets and non- current liabilities , as the case may be.

2.2 Operating cycle

Operating cycle is the time between the acquisition of assets for processing and their realisation in cash or cash equivalents.

Based on the nature of operations, the time between the acquisition of assets for processing and their realisation in cash & cash equivalents, the Company has ascertained its operating cycle as twelve months for the purpose of current and non-current classification of assets and liabilities.

2.3 Revenue recognition

Revenue is recognized when it is probable that the economic benefits will flow to the Company and it can be reliably measured. Revenue is measured at the fair value of the consideration received/receivable net of rebate and taxes. The Company applies the revenue recognition criteria to each type of revenue transaction as set-out below:

2.3.1 Revenue from real estate projects

Revenue from constructed properties for all projects is recognized in accordance with the "Guidance Note on Accounting for Real Estate Transactions" ("Guidance Note"). As per this Guidance Note, the revenue has been recognized on percentage of completion method and on the percentage of actual project costs incurred thereon to total estimated project cost, provided the conditions specified in Guidance Note are satisfied.



2.3.2 Sale of land and plots

Sale of land and plots (including development rights) is recognized in the financial year in which the agreement to sell/application forms (containing salient terms of agreement to sell) is executed and there exists no uncertainty in the ultimate collection of consideration from buyers. Where the Company has any remaining substantial obligations as per agreements, revenue is recognized on 'percentage of completion method' as explained above under 'revenue from real estate projects'.

2.3.3 Dividend

Income from Dividend is recognized when the right to payment is established.

2.3.4 Interest Income and expenses

Interest income or expense is accounted based on effective interest rate. The 'effective interest rate' is the rate that exactly discounts estimated future cash payments or receipts through the expected life of the financial instrument to:

- the gross carrying amount of the financial asset; or
- the amortized cost of the financial liability.

- In calculating interest income and expense, the effective interest rate is applied to the gross carrying amount of the asset (when the asset is not credit-impaired) or to the amortised cost of the liability. However, for financial assets that have become credit-impaired subsequent to initial recognition, interest income is calculated by applying the effective interest rate to the amortised cost of the financial asset. If the asset is no longer credit-impaired, then the calculation of interest income reverts to the gross basis.

2.3.5 Rental Income

Rental Income from investment property is recognized in statement of profit and loss on straight-line basis over the term of the lease except where the rentals are structured to increase in line with expected general inflation.

2.4 Income Tax

Income tax expense comprises current and deferred tax. It is recognised in profit or loss except to the extent that it relates to an item recognised directly in equity or in other comprehensive income.

2.4.1 Current Tax

Current tax comprises the expected tax payable or receivable on the taxable income or loss for the year and any adjustment to the tax payable or receivable in respect of previous years. The amount of current tax reflects the best estimate of the tax amount expected to be paid or received after considering the uncertainty, if any, related to income taxes. It is measured using tax rates (and tax laws) enacted or substantively enacted by the reporting date.

Current tax assets and current tax liabilities are offset only if there is a legally enforceable right to set off the recognised amounts, and it is intended to realise the asset and settle the liability on a net basis or simultaneously.

Minimum Alternate Tax ('MAT') under the provisions of Income-tax Act, 1961 is recognised as current tax in the statement of profit and loss. MAT paid in accordance with the tax laws, which gives future economic benefits in the form of adjustment to future income tax liability, is considered as an asset if there is a convincing evidence that the Company will pay normal tax. Accordingly, MAT is recognised as an asset in the balance sheet when it is probable that the future economic benefit associated with it will flow to the Company.

Current tax assets and liabilities are offset only if, the Company:

- has a legally enforceable right to set off the recognised amounts; and
- intends either to settle on a net basis, or to realise the asset and settle the liability simultaneously.

2.4.2 Deferred Tax

Deferred tax is recognised in respect of temporary differences between the carrying amounts of assets and liabilities for financial reporting purposes and the corresponding amounts used for taxation purposes. Deferred tax is also recognised in respect of carried forward tax losses and tax credits. Deferred tax is not recognised for:

- temporary differences arising on the initial recognition of assets or liabilities in a transaction that is not a business combination and that affects neither accounting nor taxable profit or loss at the time of the transaction;
- temporary differences related to investment in subsidiaries, associates and joint arrangements to the extent that the Company is able to control the timing of the reversal of the temporary differences and it is probable that they will not reverse in the foreseeable future; and
- taxable temporary differences arising on the initial recognition of goodwill.

Deferred tax assets are recognised to the extent that it is probable that future taxable profits will be available against which they can be used. The existence of unused tax losses is strong evidence that future taxable profit may not be available. Therefore, in case of a history of recent losses, the Company recognises a deferred tax asset only to the extent that it has sufficient taxable temporary differences or there is convincing other evidence that sufficient taxable profit will be available against which such deferred tax asset can be realised. Deferred tax assets – unrecognised or recognised, are reviewed at each reporting date and are recognised/ reduced to the extent that it is probable/ no longer probable respectively that the related tax benefit will be realised.

Deferred tax is measured at the tax rates that are expected to apply to the period when the asset is realised or the liability is settled, based on the laws that have been enacted or substantively enacted by the reporting date.

The measurement of deferred tax reflects the tax consequences that would follow from the manner in which the Company expects, at the reporting date, to recover or settle the carrying amount of its assets and liabilities.

Deferred tax assets and liabilities are offset if there is a legally enforceable right to offset current tax liabilities and assets, and they relate to income taxes levied by the same tax authority on the same taxable entity, or on different tax entities, but they intend to settle current tax liabilities and assets on a net basis or their tax assets and liabilities will be realised simultaneously.



2.5 Impairment of non financial assets

The carrying amounts of the Company's non-financial assets, investment property and deferred tax assets, are reviewed at each reporting date to determine whether there is any indication of impairment. If any such indication exists, then the asset's recoverable amount is estimated.

For impairment testing, assets that do not generate independent cash inflows are grouped together into cash-generating units (CGUs). Each CGU represents the smallest group of assets that generates cash inflows that are largely independent of the cash inflows of other assets or CGUs.

The recoverable amount of a CGU (or an individual asset) is the higher of its value in use and its fair value less costs to sell. Value in use is based on the estimated future cash flows, discounted to their present value using a pre-tax discount rate that reflects current market assessments of the time value of money and the risks specific to the CGU (or the asset).

An impairment loss is recognised if the carrying amount of an asset or CGU exceeds its estimated recoverable amount. Impairment losses are recognised in the statement of profit and loss. Impairment loss recognised in respect of a CGU is allocated first to reduce the carrying amount of any goodwill allocated to the CGU, and then to reduce the carrying amounts of the other assets of the CGU (or group of CGUs) on a pro rata basis.

In respect of assets for which impairment loss has been recognised in prior periods, the Company reviews at each reporting date whether there is any indication that the loss has decreased or no longer exists. An impairment loss is reversed if there has been a change in the estimates used to determine the recoverable amount. Such a reversal is made only to the extent that the asset's carrying amount does not exceed the carrying amount that would have been determined, net of depreciation or amortisation, if no impairment loss had been recognised.

2.6 Cash and cash equivalents

For the purpose of presentation in the statement of cash flows, cash and cash equivalents includes cash on hand, deposits held at call with financial institutions, other short-term, highly liquid investments with original maturities of three months or less that are readily convertible to known amounts of cash and which are subject to an insignificant risk of changes in value, and bank overdrafts. Bank overdrafts are shown within borrowings in current liabilities in the balance sheet.

2.7 Trade receivables

Trade receivables are recognised initially at fair value and subsequently measured at amortised cost, less provision for impairment.

2.8 Inventories

Inventories are stated at the lower of cost which includes all costs incurred in bringing the inventories to their present location and condition.

2.9 Financial instruments

2.10.1 Recognition and initial measurement

Trade receivables and debt securities issued are initially recognised when they are originated. All other financial assets and financial liabilities are initially recognised when the Company becomes a party to the contractual provisions of the instrument. Investments are stated at cost. Provision for diminution in the value of long term investments is made only if such a decline is other than temporary in the opinion of the Management. A financial asset or financial liability is initially measured at fair value plus, for an item not at fair value through profit and loss (FVTPL), transaction costs that are directly attributable to its acquisition or issue.

A financial instrument is any contract that gives rise to a financial asset of one entity and a financial liability or equity instrument of another entity. Financial instruments also include derivative contracts such as foreign currency forward contracts, interest rate swaps and currency options; and embedded derivatives in the host contract.

2.10.2 Classification and subsequent measurement

A) Financial Assets

Classification

The Company shall classify financial assets as subsequently measured at amortised cost, fair value through other comprehensive income or fair value through profit or loss on the basis of its business model for managing the financial assets and the contractual cash flow characteristics of the financial asset.

Initial recognition and measurement

All financial assets are recognised initially at fair value plus, in the case of financial assets not recorded at fair value through profit or loss, transaction costs that are attributable to the acquisition of the financial asset. Purchases or sales of financial assets that require delivery of assets within a time frame established by regulation or convention in the market place (regular way trades) are recognised on the trade date, i.e., the date that the Company commits to purchase or sell the asset.

Debt instruments at amortized cost

1. A 'debt instrument' is measured at the amortized cost if both the following conditions are met:

- The asset is held within a business model whose objective is to hold assets for collecting contractual cash flows, and
- Contractual terms of the asset give rise to cash flows on specified dates that are solely payments of principal and interest (SPPI) on the principal amount outstanding.

2. After initial measurement, such financial assets are subsequently measured at amortised cost using the effective interest rate (EIR) method. Amortised cost is calculated by taking into account any discount or premium and fees or costs that are an integral part of the EIR. The EIR amortisation is included in finance income in the profit or loss. The losses arising from impairment are recognised in the profit or loss.

3. Debt instruments included within the fair value through profit and loss (FVTPL) category are measured at fair value with all changes recognized in the statement of profit and loss.



Derecognition

A financial asset (or, where applicable, a part of a financial asset or part of a Company of similar financial assets) is primarily derecognised (i.e. removed from the Company's balance sheet) when:

1. The rights to receive cash flows from the asset have expired, or
2. The Company has transferred its rights to receive the contractual cash flows in a transaction in which substantially all of the risks and rewards of ownership of the financial asset are transferred or in which the Company neither transfers nor retains substantially all of the risks and rewards of ownership and does not retain control of the financial asset. If the Company enters into transactions whereby it transfers assets recognised on its balance sheet, but retains either all or substantially all of the risks and rewards of the transferred assets, the transferred assets are not derecognised.
3. When the Company has transferred its rights to receive cash flows from an asset or has entered into a pass-through arrangement, it evaluates if and to what extent it has retained the risks and rewards of ownership. When it has neither transferred nor retained substantially all of the risks and rewards of the asset, nor transferred control of the asset, the Company continues to recognise the transferred asset to the extent of the Company's continuing involvement. In that case, the Company also recognises an associated liability. The transferred asset and the associated liability are measured on a basis that reflects the rights and obligations that the Company has retained.
4. Continuing involvement that takes the form of a guarantee over the transferred asset is measured at the lower of the original carrying amount of the asset and the maximum amount of consideration that the Company could be required to repay.

Impairment of financial assets

In accordance with Ind-AS 109, the Company applies expected credit loss (ECL) model for measurement and recognition of impairment loss on the following financial assets and credit risk exposure:

1. Financial assets that are debt instruments, and are measured at amortised cost e.g., loans, debt securities, deposits, and bank balance.
2. Lease receivables.
3. Trade receivables.

All lease receivables resulting from transactions.

The Company follows 'simplified approach' for recognition of impairment loss allowance on Trade receivables which do not contain a significant financing component.

The application of simplified approach does not require the Company to track changes in credit risk. Rather, it recognises impairment loss allowance based on lifetime ECLs at each reporting date, right from its initial recognition.

For recognition of impairment loss on other financial assets and risk exposure, the Company determines that whether there has been a significant increase in the credit risk since initial recognition. If credit risk has not increased significantly, 12-month ECL is used to provide for impairment loss. However, if credit risk has increased significantly, lifetime ECL is used. If, in a subsequent period, credit quality of the instrument improves such that there is no longer a significant increase in credit risk since initial recognition, then the entity reverts to recognising impairment loss allowance based on 12-month ECL.

B) Financial Liabilities

Classification

The Company classifies all financial liabilities as subsequently measured at amortised cost, except for financial liabilities at fair value through profit or loss. Such liabilities, including derivatives that are liabilities, shall be subsequently measured at fair value.

Initial recognition and measurement

Financial liabilities are classified, at initial recognition, as financial liabilities at fair value through profit or loss, loans and borrowings, payables, or as derivatives designated as hedging instruments in an effective hedge, as appropriate.

All financial liabilities are recognised initially at fair value and, in the case of loans and borrowings and payables, net of directly attributable transaction costs.

Financial liabilities at fair value through profit or loss.

Financial liabilities at fair value through profit or loss include financial liabilities held for trading and financial liabilities designated upon initial recognition as at fair value through profit or loss. Financial liabilities are classified as held for trading if they are incurred for the purpose of repurchasing in the near term. This category also includes derivative financial instruments entered into by the Company that are not designated as hedging instruments in hedge relationships as defined by Ind-AS 109. Separated embedded derivatives are also classified as held for trading unless they are designated as effective hedging instruments.

Gains or losses on liabilities held for trading are recognised in the profit or loss.

Financial liabilities designated upon initial recognition at fair value through profit or loss are designated at the initial date of recognition, and only if the criteria in Ind-AS 109 are satisfied. For liabilities designated as FVTPL, fair value gains/ losses attributable to changes in own credit risk are recognised in OCI. These gains/ loss are not subsequently transferred to profit and loss. However, the Company may transfer the cumulative gain or loss within equity. All other changes in fair value of such liability are recognised in the statement of profit or loss. The Company has not designated any financial liability as at fair value through profit and loss.

Loans and borrowings

After initial recognition, interest-bearing loans and borrowings are subsequently measured at amortised cost using the effective interest rate method. Gains and losses are recognised in profit or loss when the liabilities are derecognised.

Amortised cost is calculated by taking into account any discount or premium on acquisition and fees or costs that are an integral part of the EIR. The EIR amortisation is included as finance costs in the statement of profit and loss.

This category generally applies to interest-bearing loans and borrowings.



Derecognition

The Company derecognises a financial liability when its contractual obligations are discharged or cancelled, or expire. The Company also derecognises a financial liability when its terms are modified and the cash flows under the modified terms are substantially different. In this case, a new financial liability based on the modified terms is recognised at fair value. The difference between the carrying amount of the financial liability extinguished and the new financial liability with modified terms is recognised in profit or loss.

2.11 Offsetting financial instruments

Financial assets and financial liabilities are offset and the net amount presented in the balance sheet when, and only when, the Company currently has a legally enforceable right to set off the amounts and it intends either to settle them on a net basis or to realise the asset and settle the liability simultaneously. The legally enforceable right must not be contingent on future events and must be enforceable in the normal course of business and in the event of default, insolvency or bankruptcy of the Company or the counterparty.

2.12 Property, Plant and Equipment

Items of property, plant and equipment are measured at cost, which includes capitalised borrowing costs, less accumulated depreciation and accumulated impairment losses, if any. Freehold land is carried at historical cost. All other items of property, plant and equipment are stated at historical cost less depreciation. Historical cost includes expenditure that is directly attributable to the acquisition of the items. Cost may also include transfers from equity of any gains or losses on qualifying cash flow hedges of foreign currency purchases of property, plant and equipment.

Subsequent expenditure

Subsequent expenditure is capitalised only if it is probable that the future economic benefits associated with the expenditure will flow to the Company and the cost of the item can be measured reliably. The carrying amount of any component accounted for as a separate asset is derecognised when replaced. All other repairs and maintenance are charged to profit or loss during the reporting period in which they are incurred.

Transition to Ind AS

On transition to Ind AS, the Company has elected to continue with the carrying value of all of its property, plant and equipment recognised as at 1 April 2016 measured as per the previous GAAP and use that carrying value as the deemed cost of the property, plant and equipment.

Depreciation methods, estimated useful lives and residual value:

Depreciation is calculated using the straight-line method to allocate their cost, net of their residual values, over their estimated useful lives or, in the case of certain leased furniture, fittings and equipment, the shorter lease term as follows:

- Building 30 years
- Machinery 15 years
- Computers 3 years
- Furniture, fittings and equipment 10 and 5 years

The property, plant and equipment acquired under finance leases is depreciated over the asset's useful life or over the shorter of the asset's useful life and the lease term if there is no reasonable certainty that the Company will obtain ownership at the end of the lease term.

The useful lives have been determined based on technical evaluation done by the management's expert which are similar or higher than those specified by Schedule II to the Companies Act, 2013, in order to reflect the actual usage of the assets. The residual values are not more than 5% of the original cost of the asset.

The assets' residual values and useful lives are reviewed, and adjusted if appropriate, at the end of each reporting period.

An asset's carrying amount is written down immediately to its recoverable amount if the asset's carrying amount is greater than its estimated recoverable amount.

Gains and losses on disposals are determined by comparing proceeds with carrying amount. These are included in profit or loss within other gains/(losses).

Reclassification to investment property

When the use of a property changes from owner-occupied to investment property, the property is reclassified as investment property at its carrying amount on the date of reclassification.

2.13 Investment Property

Investment property is property held either to earn rental income or for capital appreciation or for both, but not for sale in the ordinary course of business, use in the production or supply of goods or services or for administrative purposes. Upon initial recognition, an investment property is measured initially at its cost, including related transaction costs and where applicable borrowing costs. Subsequent to initial recognition, investment property is measured at cost less accumulated depreciation and accumulated impairment losses, if any. All other repairs and maintenance costs are expensed when incurred. When part of an investment property is replaced, the carrying amount of the replaced part is derecognized

Based on technical evaluation and consequent advice, the management believes a period of 25-40 years as representing the best estimate of the period over which investment properties (which are quite similar) are expected to be used. Accordingly, the Company depreciates investment properties using the straight-line method over their estimated useful lives.

Any gain or loss on disposal of an investment property is recognised in profit or loss.

The fair values of investment property is disclosed in the notes. Fair values is determined by an independent valuer who holds a recognised and relevant professional qualification and has recent experience in the location and category of the investment property being valued.



Transition to Ind AS

On transition to Ind AS, the Company has elected to continue with the carrying value of all of its investment property recognised as at 1 April 2016, measured as per the previous GAAP and use that carrying value as the deemed cost of such investment property.

2.14 Intangible assets

Computer software

Costs associated with maintaining software programmes are recognised as an expense as incurred. Development costs that are directly attributable to the design and testing of identifiable and unique software products controlled by the Company are recognised as intangible assets when the following criteria are met:

- it is technically feasible to complete the software so that it will be available for use.
- management intends to complete the software and use or sell it.
- there is an ability to use or sell the software.
- it can be demonstrated how the software will generate probable future economic benefits.
- adequate technical, financial and other resources to complete the development and to use or sell the software are available, and
- the expenditure attributable to the software during its development can be reliably measured.

Directly attributable costs that are capitalised as part of the software include employee costs and an appropriate portion of relevant overheads.

Capitalised development costs are recorded as intangible assets and amortised from the point at which the asset is available for use.

Amortisation methods and periods

The Company amortises intangible assets with a finite useful life using the straight-line method over the following periods:

- Computer software 6 years

Transition to Ind AS

On transition to Ind AS, the Company has elected to continue with the carrying value of all of its intangible assets recognised as at 1 April 2016, measured as per the previous GAAP and use that carrying value as the deemed cost of such intangible assets.

2.15 Trade and other payable

These amounts represent liabilities for goods and services provided to the Company prior to the end of financial year which are unpaid unless and otherwise agreed. The amounts are unsecured and are usually paid within 30 days of recognition. Trade and other payables are presented as current liabilities unless payment is not due within 12 months after the reporting period. They are recognised initially at their fair value and subsequently measured at amortised cost using the effective interest method.

2.16 Borrowings

Borrowings are initially recognised at fair value, net of transaction costs incurred. Borrowings are subsequently measured at amortised cost. Any difference between the proceeds (net of transaction costs) and the redemption amount is recognised in profit or loss over the period of the borrowings using the effective interest method. Fees paid on the establishment of loan facilities are recognised as transaction costs of the loan to the extent that it is probable that some or all of the facility will be drawn down. In this case, the fee is deferred until the draw down occurs. To the extent there is no evidence that it is probable that some or all of the facility will be drawn down, the fee is capitalised as a prepayment for liquidity services and amortised over the period of the facility to which it relates.

Borrowings are removed from the balance sheet when the obligation specified in the contract is discharged, cancelled or expired. The difference between the carrying amount of a financial liability that has been extinguished or transferred to another party and the consideration paid, including any non-cash assets transferred or liabilities assumed, is recognised in profit or loss as other gains/(losses).

Where the terms of a financial liability are renegotiated and the entity issues equity instruments to a creditor to extinguish all or part of the liability (debt for equity swap), a gain or loss is recognised in profit or loss, which is measured as the difference between the carrying amount of the financial liability and the fair value of the equity instruments issued.

Borrowings are classified as current liabilities unless the Company has an unconditional right to defer settlement of the liability for at least 12 months after the reporting period. Where there is a breach of a material provision of a long-term loan arrangement on or before the end of the reporting period with the effect that the liability becomes payable on demand on the reporting date, the entity does not classify the liability as current, if the lender agreed, after the reporting period and before the approval of the financial statements for issue, not to demand payment as a consequence of the breach.

2.17 Borrowing Costs

Borrowing costs are interest and other costs (including exchange differences relating to foreign currency borrowings to the extent that they are regarded as an adjustment to interest costs) incurred in connection with the borrowing of funds. Borrowing costs directly attributable to acquisition or construction of an asset which necessarily take a substantial period of time to get ready for their intended use are capitalised as part of the cost of that asset. General and specific borrowing costs that are directly attributable to the acquisition, construction or production of a qualifying asset are capitalised during the period of time that is required to complete and prepare the asset for its intended use or sale. Qualifying assets are assets that necessarily take a substantial period of time to get ready for their intended use or sale.

Investment income earned on the temporary investment of specific borrowings pending their expenditure on qualifying assets is deducted from the borrowing costs eligible for capitalisation.

Other borrowing costs are expensed in the period in which they are incurred.



2.18 Provisions

Provisions for legal claims, service warranties are recognised when the Company has a present legal or constructive obligation as a result of past events, it is probable that an outflow of resources will be required to settle the obligation and the amount can be reliably estimated. Provisions are not recognised for future operating losses.

Where there are a number of similar obligations, the likelihood that an outflow will be required in settlement is determined by considering the class of obligations as a whole. A provision is recognised even if the likelihood of an outflow with respect to any one item included in the same class of obligations may be small.

Provisions are measured at the present value of management's best estimate of the expenditure required to settle the present obligation at the end of the reporting period. The discount rate used to determine the present value is a pre-tax rate that reflects current market assessments of the time value of money and the risks specific to the liability. The increase in the provision due to the passage of time is recognised as interest expense.

2.19 Contributed equity

Equity shares are classified as equity

Incrementally cost directly attributable to the issue of new shares or options are shown in equity as a deduction net of tax, from the proceeds.

2.2 Dividends

Provision is made for the amount of any dividend declared, being appropriately authorised and no longer at the discretion of the entity, on or before the end of the reporting period but not distributed at the end of the reporting period.

2.21 Earning per share

(i) Basic Earning per share

Basic earnings per share is calculated by dividing:

- the profit attributable to owners of the Company.
- by the weighted average number of equity shares outstanding during the financial year, adjusted for bonus elements in equity shares issued during the year and excluding treasury shares.

(ii) Diluted Earning per share

Diluted earnings per share adjusts the figures used in the determination of basic earnings per share to take into account:

- the after income tax effect of interest and other financing costs associated with dilutive potential equity shares, and
- the weighted average number of additional equity shares that would have been outstanding assuming the conversion of all dilutive potential equity shares.

2.22 Statement of cash flows

The company's statements of cash flows are prepared using the Indirect method, whereby profit for the period is adjusted for the effect of transaction of a non-cash nature, any deferrals or accruals of past or future operating cash receipts or payment and item of income or expenses associated with investing or financing cash flows. The cash flows from operating, investing and financing activities of the Company are segregated.

Cash and cash equivalents comprise cash and bank balances and short-term fixed bank deposits that are subject to an insignificant risk of changes in value. These also include bank overdrafts and cash credit facility that form an integral part of the company's cash management.

2.23 Events after reporting date

Where events occurring after the balance sheet date provide evidence of conditions that existed at the end of the reporting period, the impact of such events is adjusted with the IND AS financial statements. Otherwise, events after the balance sheet date of material size or nature are only disclosed.



Non Current Assets
Note 3 Intangible Assets

Particulars	Trademark	Total Tangible Assets
Year ended 31 March 2017		
Cost or deemed cost (Gross carrying amount)		
Deemed cost as at 1 April 2016	10,000	10,000
Additions	-	-
Disposals	-	-
Balance as at 31st March, 2017 (Gross carrying cost)	10,000	10,000
Accumulated depreciation	-	-
On disposals	-	-
Depreciation for the year	-	-
Balance as at 31 March 2017 (Accumulated Depreciation)	-	-
Net carrying amount	10,000	10,000
Year ended 31 March 2018		
Cost or deemed cost (Gross carrying amount)		
Deemed cost as at 1 April 2017	10,000	10,000
Additions	-	-
Disposals	-	-
Balance as at 31st March, 2018 (Gross carrying cost)	10,000	10,000
Accumulated depreciation	-	-
On disposals	-	-
Depreciation for the year	-	-
Balance as at 31 March 2018 (Accumulated Depreciation)	-	-
Net carrying amount	10,000	10,000

Note 4 Non Current Financial Assets
Loans

Particulars	As at 31st March 2018	As at 31st March 2017	As at 1st April 2016
	(Amount in Rs)	(Amount in Rs)	(Amount in Rs)
Security Deposits (Refundable) (Unsecured, considered good)	25,000,000	25,000,000	30,000,000
	25,000,000	25,000,000	30,000,000

Note 5 Deferred Tax Assets

The balance comprises temporary differences attributable to:

Particulars	(Amount in Rs)		
	As at 31st March 2018	As at 31st March 2017	As at 1st April 2016
Deferred Tax assets arising on account of:			
Unabsorbed Business Losses	794,092	-	-
	794,092	-	-

Movement in deferred tax assets (net)

Particulars	(Amount in Rs)			
	As at 1st April 2016	Recognized in other comprehensive	Recognized in profit and loss	As at 31st March 2017
Unabsorbed Business Losses	-	-	-	-
Total	-	-	-	-

Movement in deferred tax assets (net)

Particulars	(Amount in Rs)			
	As at 31st March 2017	Recognized in other comprehensive	Recognized in profit and loss	As at 31st March 2018
Unabsorbed Business Losses	-	-	794,092	794,092
Total	-	-	794,092	794,092

Note 6 Inventories

Particulars	As at 31st March 2018	As at 31st March 2017	As at 1st April 2016
	(Amount in Rs)	(Amount in Rs)	(Amount in Rs)
Work-in-progress (Valued at Cost)	-	47,176,144	42,438,559
Total	-	47,176,144	42,438,559

Note 7 Current Financial Assets

Cash And Cash Equivalents

Particulars	As at 31st March 2018	As at 31st March 2017	As at 1st April 2016
	(Amount in Rs)	(Amount in Rs)	(Amount in Rs)
Balances with banks	63,539	70,099	51,827
Cash on hand	4,436	1,281	1,135
	67,975	71,380	52,962



Note 8 (A) Share Capital

Particulars	(Amount in Rs)					
	As at 31st March 2018		As at 31st March 2017		As at 1st April 2016	
	Number	(Amount in Rs)	Number	(Amount in Rs)	Number	(Amount in Rs)
Authorised						
Equity Shares of Rs 10 each	2,000,000	20,000,000	2,000,000	20,000,000	2,000,000	20,000,000
Issued						
Equity Shares of Rs. 10 each	1,000,000	10,000,000	1,000,000	10,000,000	1,000,000	10,000,000
Subscribed & Paid up						
Equity Shares of Rs. 10 each fully paid	1,000,000	10,000,000	1,000,000	10,000,000	1,000,000	10,000,000
Total	1,000,000	10,000,000	1,000,000	10,000,000	1,000,000	10,000,000

Note 8 (a) - i Reconciliation of the shares outstanding at the beginning and at the end of the reporting period.

Particulars	As at 31st March 2018		As at 31st March 2017		As at 1st April 2016	
	Number	(Amount in Rs)	Number	(Amount in Rs)	Number	(Amount in Rs)
	Shares outstanding at the beginning of the year	1,000,000	10,000,000	1,000,000	10,000,000	1,000,000
Shares issued during the year	-	-	-	-	-	-
Shares bought back during the year	-	-	-	-	-	-
Shares outstanding at the end of the year	1,000,000	10,000,000	1,000,000	10,000,000	1,000,000	10,000,000

Note 8 (a) - ii Details of Shareholders holding more than 5% shares in company

10,00,000 Equity Shares (Previous year 10,00,000) are held by Soul Space Projects Ltd, the holding company and its Nominees.

Name of Shareholder	As at 31st March 2018		As at 31st March 2017		As at 1st April 2016	
	No. of Shares held	% of Holding	No. of Shares held	% of Holding	No. of Shares held	% of Holding
	SOUL SPACE PROJECTS LIMITED	1,000,000	100%	1,000,000	100%	1,000,000

Note 8 (a) - iii 10,00,000 Equity Shares (Previous year 10,00,000) are held by Soul Space Projects Ltd, the holding company and its Nominees.

Note 8 (b) other equity

Retained earning

Particulars	(Amount in Rs)		
	As at 31st March, 2018	As at 31st March, 2017	1 April, 2016
Opening Balance	-	-	-
(+) Net Profit/(Net Loss) For the current year	(49,465,903)	-	-
Closing Balance	(49,465,903)	-	-

Note 9 Non Current Financial Liabilities :

Loans

Particulars	As at 31st March 2018	As at 31st March 2017	As at 1st April 2016
	(Amount in Rs)	(Amount in Rs)	(Amount in Rs)
	Unsecured		
(a) Loans and advances from related parties			
Inter Corporate Deposits from Soul Space Projects Limited (Holding Company)	42,735,000	42,735,000	42,630,000
Interest Payable (Holding Company)	21,537,976	18,546,526	18,850,629
Total	64,272,976	61,281,526	61,480,629

Note : Unsecured Long Term Loan from Holding Company including interest is repayable on demand. This has been classified as 'Non-current loan' as the company has obtained the view from holding company's management that considering tight liquidity position of the company there is no likelihood of their asking for whole of its repayment, atleast within next 1 years.

Note 10 Current Financial Liabilities

Trade & Other Payables

Particulars	As at 31st March 2018	As at 31st March 2017	As at 1st April 2016
	(Amount in Rs)	(Amount in Rs)	(Amount in Rs)
	Expenses Payable	23,300	11,500
Other Liabilities	1,041,694	964,498	964,498
Total	1,064,994	975,998	1,020,892



Note 11 Finance Cost

Particulars	For the Year ended 31st March 2018	For the Year ended 31st March 2017
	(Amount in Rs)	(Amount in Rs)
Interest expenses	3,068,646	4,724,110
Bank charges	60	121
Total	3,068,706	4,724,231

Note 12 Other expenses

Particulars	For the Year ended 31st March 2018	For the Year ended 31st March 2016
	(Amount in Rs)	(Amount in Rs)
Filing fees	-	618
Legal & consultancy	1,500	-
Rates & taxes	1,845	1,236
Audit fees	11,800	11,500
Total	15,145	13,354

Note 12.1 Payment to Auditors

Payment to Auditors	For the Year ended 31st March 2018	For the Year ended 31st March 2017
	(Amount in Rs)	(Amount in Rs)
As Audit fees	10,000	10,000
Service tax	-	1,500
GST	1,800	-
Total	11,800	11,500

Note 13 Profit/Losses from discontinuing operations

Particulars	For the Year ended 31st March 2018	For the Year ended 31st March 2017
	(Amount in Rs)	(Amount in Rs)
Project Abandon Cost	(47,176,144)	-
Total	(47,176,144)	-



Note 14 Earning Per Share

Particulars	Amount in Rs.	
	As at 31st March, 2018	As at 31st March, 2017
(i) Net Profit after tax as per Standalone Statement of profit and loss attributable to equity shareholders	(49,465,903)	-
(ii) Weighted average number of equity shares used as denominator for calculating EPS (Re-stated pursuant to share issue)	1,000,000	10,000,000
(iii) Basic earning per share	(49.47)	-
(iv) Diluted earning per share	(49.47)	-
(v) Face value of equity share	10.00	10.00

15 Related Party

Note 15.1 Disclosures

(i) Holding Company

Soul Space Projects Ltd.	Limited Company
B. L. Kashyap & Sons Limited	Limited Company
(Holding Company of Soul Space Projects Ltd)	

(ii) Associates

	Status
(a) Soul Space Realty Limited	Limited Company
(b) BLK Infrastructure Ltd.	Limited Company
(c) B.L.K. Financial Services Limited	Limited Company
(d) B.L.K. Securities Private Limited	Private Limited Company
(e) Ahuja Kashyap Malt Pvt. Ltd.	Private Limited Company
(f) Bezel Investments & Finance Pvt. Ltd.	Private Limited Company
(g) Security Information Systems (I) Ltd.	Limited Company
(h) B.L. Kashyap & Sons	Partnership Firm
(i) Aiyana Trading Pvt. Ltd.	Private Limited Company
(j) B L K Lifestyle Limited	Limited Company
(k) Chrysalis Trading Pvt. Ltd.	Private Limited Company
(l) Chrysalis Realty Projects Pvt. Ltd.	Private Limited Company
(m) EON Auto Industries Private Limited	Private Limited Company
(n) Kasturi Ram Herbals Industries	Partnership Firm
(o) Suryakant Kakade & Soul Space	Partnership Firm
(p) BLK -NCC Consortium	Association of Persons
(q) BLK BILIL Consortium	Association of Persons
(r) Behari Lal Kashyap (HUF)	Hindu Undivided Family
(s) Becon (I)	Partnership Firm
(t) B.L. Kashyap & Sons Software Pvt Ltd	Private Limited Company
(u) Baltic Motor Private Limited	Private Limited Company

(iii) Key Management Personnel

a) Mr. Vinod Kashyap	Director (DIN : 00038854)
b) Mr. Vineet Kashyap	Director (DIN : 00038897)
c) Mr. Vikram Kashyap	Director (DIN : 00038937)

(iv) Relatives of Key Management Personnel

Ms. Anjoo Kashyap	Wife of Mr. Vinod Kashyap
Ms. Aradhana Kashyap	Wife of Mr. Vineet Kashyap
Ms. Amrita Kashyap	Wife of Mr. Vikram Kashyap
Mr. Mohit Kashyap	Son of Mr. Vinod Kashyap
Ms. Nikita Kashyap	Wife of Mr. Mohit Kashyap
Ms. Malini Kashyap	Daughter of Mr. Vinod Kashyap
Mr. Saurabh Kashyap	Son of Mr. Vineet Kashyap
Ms. Mayali Kashyap	Wife of Mr. Saurabh Kashyap
Ms. Shruti Choudhari	Daughter of Mr. Vineet Kashyap
Ms. Sanjana Kashyap Kapoor	Daughter of Mr. Vikram Kashyap
Mr. Sahil Kashyap	Son of Mr. Vikram Kashyap

Note 15.2 Transactions with related parties during the year :

Particulars	Rs. in Lakhs					
	Holding	Joint Venture	Associates	Key Management	Relatives	Total
Interest Expense on Inter Corporate loan -Taken	29.91	-	-	-	-	29.91
	47.24	-	-	-	-	47.24
Inter Corporate Deposit -Taken	-	-	-	-	-	-
	1.05	-	-	-	-	1.05



Balances With Related Parties as at 31.03.2018

Inter corporate deposit including interest	642.73	-	-	-	-	642.73
	612.82	-	-	-	-	612.82
Other Payables	10.42	-	-	-	-	10.42
	9.64	-	-	-	-	9.64

Terms and conditions of transactions with related parties - The sales to and purchases from related parties are made on terms equivalent to those that prevail in arm's length transaction. There have been no guarantees provided or received for any related party's receivables or payables. For year ended 31 March 2018, the Company has not recorded any impairment of receivables relating to the amounts owned by related parties (31 March 2017: Rs. Nil ; 1 April 2016: Rs. Nil). This assessment is undertaken each financial year through examining the financial position of the related party and the market in which the related party operates.

Advances taken from clients herein are Gross amount before adjustment of Trade Receivables. All balances outstanding with related parties are unsecured. Figures shown in bracket represents corresponding amounts of previous year.

Note 16 Micro and small enterprises

Under the Micro, Small and Medium Enterprises Development Act, 2006 ('MSMED') which came into force from 2 October 2006, certain disclosures are required to be made relating to Micro, Small and Medium enterprises. On the basis of the information and records available with the management, there are no outstanding dues to the Micro and Small enterprises as defined in the Micro, Small and Medium Enterprises Development Act, 2006 as set out in the following disclosures:

The disclosure in respect of the amount payable to enterprises which have provided goods and services to the Company and which qualify under the definition of micro and small enterprises, as defined under Micro, Small and Medium Enterprises Development Act, 2006 has been made in the standalone Ind AS financial statement as at March 31, 2018 based on the information received and available with the Company. On the basis of such information, credit balance as at March 31, 2018 of such enterprises is Rs. Nil (31 March 2018: as at 31 March 2017 is Rs. Nil; and 1 April 2016: Rs. Nil). Auditors have relied upon the information provided by the Company.

Note 17 Financial instruments – Fair values and risk management

Risk management framework

The business of the Company involves market risk, credit risk and liquidity risk. Among these risks, market risk is given paramount importance so as to minimize its adverse affects on the Company's performance. The Company has policies and process to identify, evaluate and manage risks and to take corrective actions, if required, for their control and mitigation on continuous basis. And regular monitoring of the said policies and process for their compliance is responsibility of the management under the supervision of the Board of Directors and Audit Committee. The policies and process are regularly reviewed to adapt them in tune with the prevailing market conditions and business activities of the Company. The Board of Directors and Audit Committee are responsible for the risk assessment and management through formulation of policies and processes for the same.

Credit risk

Credit risk is part of the business of the Company due to extension of credit in its normal course having a potential to cause financial loss to the Company. It mainly arises from the receivables of the Company due to failure of its customer or a counter party to a financial instrument to meet obligations under a contract with the Company. Credit risk management starts with checking the credit worthiness of a prospective customer before entering into a contract with him by taking into account, his individual characteristics, demographics, default risk in his industry. A customer's credit worthiness is also continuously checked during the period of a contract. However, risk on trade receivables and unbilled work in progress is limited as the customers of the company are either government promoted entities or have strong credit worthiness. In order to make provisions against dues from the customers other than government promoted entities, the Company takes into account available external and internal credit risk factors such as credit rating from credit rating agencies, financial condition, aging of accounts receivables and the Company's historical experience for customers. However, in Company's line of business, delay in meeting financial obligation by a customer is a regular feature especially towards the end of a contract and is as such factored in at the time of initial engagement. Expected credit loss/ lifetime credit loss assessment for customers as at 1 April 2016, 31 March 2017 and 31 March 2018

Trade and other receivables are reviewed at the end of each reporting period to determine expected credit loss other those already incurred, if any. In the past, trade receivables, in normal course, have not shown any trend of credit losses which are higher than in the industry or as observed in the company's history. Given that the macro economic indicators affecting customers of the Company have not undergone any substantial change, the Company expects the historical trend of minimal credit losses to continue.

Cash and Cash equivalents

The Company held cash and cash equivalents with credit worthy banks and financial institutions of INR 67,975/- and INR 71,380/- & INR 52,962/- as at 31 March 2018, 31 March 2017 and 1 April 2016 respectively. The credit worthiness of such banks and financial institutions is evaluated by the management on an ongoing basis and is considered to be good.

Liquidity risk

Liquidity risk is the risk that the Company will not be able to meet its financial obligations as they become due. The Company manages its liquidity risk by ensuring, as far as possible, that it will always have sufficient liquidity to meet its liabilities when due, under both normal and stressed conditions, without incurring unacceptable losses or risk to the Company's reputation.

The Company has obtained fund and non-fund based working capital lines from various banks. Furthermore, the Company has access to funds from loans from banks. The Company also constantly monitors funding options available in the debt and capital markets with a view to maintaining financial flexibility.

As of 31 March 2018, the Company had working capital (Total current assets - Total current liabilities) of INR -9,97,019/- including cash and cash equivalents of INR 67,975/-. As of 31 March 2017, the Company had working capital of INR 4,62,71,526/-, including cash and cash equivalents of INR 71,380/-. As of 1 April 2016, the Company had working capital of INR 4,14,70,629/- lakhs, including cash and cash equivalents of INR 52,962/-.



Exposure to liquidity risk

The table below analyses the Company's financial liabilities into relevant maturity groupings based on their contractual maturities for:

Particulars	Carrying amount	31 March 2018				
		Contractual cash flow				
		Total	0-12 months	1-2 year	2-5 years	More than 5 years
Non-derivatives financial liabilities						
Loans*	64,272,976	64,272,976				
Trade Payables	1,064,994	1,064,994	1064994		64272976	

Particulars	Carrying amount	31 March 2017				
		Contractual cash flow				
		Total	0-12 months	1-2 year	2-5 years	More than 5 years
Non-derivatives financial liabilities						
Loans*	61,281,526	61,281,526				
Trade Payables	975,998	975,998	975,998		61,281,526	

Particulars	Carrying amount	31 March 2016				
		Contractual cash flow				
		Total	0-12 months	1-2 year	2-5 years	More than 5 years
Non-derivatives financial liabilities						
Loans*	61,480,629	61,480,629				
Trade Payables	1,020,892	1,020,892	1020892		61480629	

* To be paid alongwith interest in the respective years of repayment.

Market risk

Market risk is the risk of loss of future earnings, fair values or future cash flows that may result from adverse changes in market rates and prices (such as interest rates, foreign currency exchange rates) or in the price of market risk-sensitive instruments as a result of such adverse changes in market rates and prices. Market risk is attributable to all market risk-sensitive financial instruments, all foreign currency receivables and payables and all short term and long-term debt.

Currency Risk

The fluctuation in foreign currency exchange rates may have potential impact on the profit and loss account and equity, where any transaction references more than one currency or where assets/liabilities are denominated in a currency other than the functional currency of the entity.

Exposure to currency risk

The company has no exposure to currency risk.

Interest rate risk

Interest rate risk is the risk that the fair value or future cash flows of a financial instrument will fluctuate because of changes in market interest rates. The Company's exposure to market risk for changes in interest rates relates to fixed deposits and borrowings from financial institutions.

Interest rate sensitivity - fixed rate instruments

The Company's fixed rate borrowings are carried at amortised cost. They are therefore not subject to interest rate risk as defined in Ind AS 107, since neither the carrying amount nor the future cash flow will fluctuate because of a change in market interest rates.

Interest rate sensitivity - variable rate instruments

A reasonably possible change of 100 basis points in interest rates at the reporting date would have increased / decreased equity and profit or loss by amounts shown below. This analyses assumes that all other variables, in particular, foreign currency exchange rates, remain constant. This calculation also assumes that the change occurs at the balance sheet date and has been calculated based on risk exposures outstanding as at that date. The period end balances are not necessarily representative of the average debt outstanding during the period.

Particulars	Profit or (Loss)	
	100 bp increase	100 bp decrease
	As as 31 March 2018	
Unsecured Loan - Rupee Loans - From related party	(427,350.00)	427,350.00
sensitivity (net)	(427,350.00)	427,350.00

Particulars	Profit or (Loss)	
	100 bp increase	100 bp decrease
	As as 31 March 2017	
Unsecured Loan - Rupee Loans - From related party	(427,350.00)	427,350.00
sensitivity (net)	(427,350.00)	427,350.00

Particulars	Profit or (Loss)	
	100 bp increase	100 bp decrease
	As as 1 April 2016	
Unsecured Loan - Rupee Loans - From related party	(426,300.00)	426,300.00
sensitivity (net)	(426,300.00)	426,300.00

(Note: The impact is indicated on the profit/loss and equity before tax basis)



Note 18 Capital management

The Company's objectives when managing capital are to:-

- (i) safeguard their ability to continue as a going concern, so that they can continue to provide returns for shareholders and benefits for other stakeholders, and
- (ii) Maintain an optimal capital structure to reduce the cost of capital.

The Company's policy is to maintain a strong capital base so as to maintain investor, creditor and market confidence and to sustain future development of the business. Management monitors the return on capital, as well as the level of dividends to equity shareholders.

The Company monitors capital using a ratio of 'net debt' (total borrowings net of cash & cash equivalents) to 'total equity' (as shown in the balance sheet). The Company's policy is to keep the ratio below 2.00. The Company's net debt to equity ratios are as follows

Particular	Amount in Rs.		
	As at 31st March 2018	As at 31st March 2017	1 April 2016
Net debts	64205001	61210146	61427667
Total equity	-39465903	10000000	10000000
Net debts to equity ratio	**	6.1	6.1

** Negative Networth

Note 19 Reconciliations between IGAAP and Ind AS

Ind AS 101 requires an entity to reconcile equity and total comprehensive income for prior periods. The following tables represent the reconciliations from IGAAP to Ind AS.

Reconciliation of equity

Particular	As at transition date (1 April 2016)			As at 31 March 2017		
	Indian GAAP	Adjustment	Ind As	Indian GAAP	Adjustment	Ind As
1 Non Current Assets						
(a) Other intangible assets	10,000		10,000	10,000		10,000
(b) Financial assets						
(i) Loans	30,000,000		30,000,000	25,000,000		25,000,000
Total Non Current Assets	30,010,000	-	30,010,000	25,010,000	-	25,010,000
2 Current Assets						
(a) Inventories	42,438,559		42,438,559	47,176,144		47,176,144
(b) Financial assets						
(i) cash and cash equivalents	52,962		52,962	71,380		71,380
Total Current Assets	42491521	-	42,491,521	47,247,524	-	47,247,524
Total Assets	72,501,521	-	72,501,521	72,257,524	-	72,257,524

Particular	As at transition date (1 April 2016)			As at 31 March 2017		
	Indian GAAP	Adjustment	Ind As	Indian GAAP	Adjustment	Ind As
EQUITY and LIABILITIES						
1. Equity						
(a) Equity share capital	10,000,000		10,000,000	10,000,000		10,000,000
Total equity	10,000,000	-	10,000,000	10,000,000	-	10,000,000
2. Non-current liabilities						
(a) Financial liabilities						
(i) Loans	61,480,629		61,480,629	61,281,526		61,281,526
Total Non-current liabilities	61,480,629	-	61,480,629	61,281,526	-	61,281,526
3. Current liabilities						
(a) Financial liabilities						
(i) trade payable	1,020,892		1,020,892	975,998		975,998
Total current liabilities	1,020,892	-	1,020,892	975,998	-	975,998
Total equity and liabilities	72,501,521	-	72,501,521	72,257,524	-	72,257,524

*The previous IGAAP figures have been reclassified to conform to Ind AS presentation requirements for the purpose of this note.

Reconciliation of total comprehensive income for the year ended 31 march 2017*

Particulars	Indian GAAP	adjustments	Ind AS
Total income	NIL	NIL	NIL
Total Expenses	NIL	NIL	NIL
Profit/(loss) before tax	NIL	NIL	NIL
Tax Expenses	NIL	NIL	NIL
Current Tax	NIL	NIL	NIL
Deferred tax	NIL	NIL	NIL
Profit/(loss) before for the period	NIL	NIL	NIL
Other Comprehensive income	NIL	NIL	NIL
(i) Items that will not be reclassified to profit or loss			
Remeasurements of defined benefit liability	NIL	NIL	NIL
(ii) Income tax relating to items that will not be reclassified to profit or loss	NIL	NIL	NIL
Total Comprehensive Income for the period (Comprising Profit (Loss) and Other Comprehensive Income for the period)	NIL	NIL	NIL

*The previous IGAAP figures have been reclassified to conform to Ind AS presentation requirements for the purpose of this note.



C. Reconciliation of Net Profit as previously reported on account of transition from the previous Indian IGAAP to Ind AS for the year ended 31st March 2017 :

Particulars	Year ended 31 March 2017 Audited
Net profit under previous Indian GAAP	NIL
Net profit under previous Ind AS	NIL

D. Effect of Ind AS adoption on the Statement of Cash Flow for the year ended 31 March, 2017


Particular	Previous GAAP	effect of transition to Ind AS	Amount in Rs.
			Ind AS
Net Cash flow from operating activities	(5,086,582)	(304,103)	(4,782,479)
Net Cash flow from Investing activities	-	(5,000,000)	5,000,000
Net Cash flow from financing activities	5,105,000	5,304,103	(199,103)
Net increase in cash and cash equivalents	18,418	-	18,418
Cash and cash equivalents in the beginning of the year	52,962	-	52,962
Cash and cash equivalents in the end of the year	71,380	-	71,380


Note 20

Previous year's figures have been regrouped and / or rearranged wherever necessary

In terms of our report of even date attached


For Sood Brij & Associates
Chartered Accountants
Firm Regn. No.- 00350N



A. K. Sood
Partner
Membership No.-14372




Place: New Delhi
Date: 19th May, 2018

For and on behalf of the Board


Vinod Kashyap
Director
(DIN : 00038854)


Vineet Kashyap
Director
(DIN : 00038897)


Vikram Kashyap
Director
(DIN : 00038937)