

[Handwritten signature]

Statement Showing Shareholding Pattern
Sub Table (i) (a)

Name of the Company : B.L. Kashyap And Sons Limited			
Scrip Code, Name of the scrip, Class of Security : 532719 BLKASHYAP EQUITY SERIES -EQ			
Quarter ended : 31st March, 2011			
Partly paid up Shares	No. of Partly paid up shares	As a % of total no. of partly paid-up Shares	As a % of total no. of shares of the company
Held by promoter/promoter group	NII	NII	NII
Held by Public	NII	NII	NII
Total			
Outstanding convertible securities	No. of outstanding securities	As a % of total no. of outstanding convertible securities	As a % of total no. of shares of the Company, assuming full conversion of the convertible securities
Held by promoter/promoter group	NII	NII	NII
Held by public	NII	NII	NII
Total			
Warrants :-	No of Warrants	As a % of total no. of warrants	As a % of total no. of shares of the Company, assuming full conversion of warrants
Held by promoter/promoter group	NII	NII	NII
Held by Public	NII	NII	NII
Total			
Total Paid-up capital of the Company, assuming full conversion of warrants and convertible securities			205440000



Statement Showing Shareholding Pattern
Sub Table (I) (a)

Name of the Company : B.L. Kashyap And Sons Limited

Scrp Code, Name of the scrip, Class of Security : 632719 BLKASHYAP EQUITY SERIES -EQ

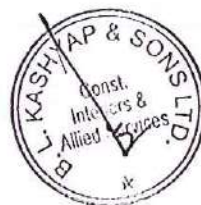
Quarter ended : 31st March, 2011

Category Code	Category of shareholder	Number of shareholders	Total number of shares	Number of shares held in dematerialized	Total shareholding as a percentage of total number of shares		Share Pledge or Otherwise encumbered		
					As a % of (A+B) (VI)	As a % of (A+B+C) (VII)	Number of Shares (VIII)	As a % of (IX) = (VIII)/(IV)*100	
(I)	(II)	(III)	(IV)	(V)					
(A)	Promoter and Promoter and Promoter Group								
(1)	Indian								
(a)	Individuals/ Hindu Undivided family	0	0	0	0.00	0.00	0.00	0.00	0.00
(b)	Central Government/ State Government(s)	0	0	0	0	0	0	0	0
⊙	Bodies Corporate	0	0	0	0	0	0	0	0
(d)	Financial Institutions/ Banks	0	0	0	0	0	0	0	0
(e)	Any Other (specify)	0	0	0	0	0	0	0	0
	Directors & their relatives	8	148026880	111241880	71.08	71.08	51085000	34.98	
	Sub-Total (A)(1)	8	148026880	111241880	71.08	71.08	51085000	34.98	
(2)	Foreign								
(a)	Individuals (Non Resident Individuals/ Foreign Individuals)	0	0	0	0	0	0	0	0
(b)	Bodies Corporate	0	0	0	0	0	0	0	0
⊙	Institutions	0	0	0	0	0	0	0	0
(d)	Any Other (specify)	0	0	0	0	0	0	0	0
	Sub-Total (A)(2)	0	0	0	0	0	0	0	0
	Total shareholding of Promoter and Promoter Group (A) = (A)(1)+(A)(2)	8	148026880	111241880	71.08	71.08	51085000	34.98	
(B)	Public shareholding						N.A.	N.A.	
-1	Institutions						N.A.	N.A.	
(a)	Mutual Funds/UTI	13	10676822	10676822	5.20	5.20			
(b)	Financial Institutions/ Banks	0	0	0	0	0			
⊙	Central Government/ State Government(s)	0	0	0	0	0			
(d)	Venture Capital Funds	0	0	0	0	0			
(e)	Insurance Companies	0	0	0	0	0			
(f)	Foreign Institutional Investors	19	22219970	22219970	10.81	10.81			
(g)	Foreign Venture Capital Investors	0	0	0	0	0			
(h)	Any Other (specify)	0	0	0	0	0			
	Sub-Total (B)(1)	32	32896792	32896792	18.01	18.01			
(2)	Non-Institutions						N.A.	N.A.	
(a)	Bodies Corporate	544	10830711	10830711	5.27	5.27			
(b)	Individuals -								
	i. Individual shareholders holding nominal share capital up to Rs.1 lakh	19799	13391883	13389198	6.62	6.62			
	ii. Individual shareholders holding nominal share capital in excess of Rs.1 lakh	5	832960	832960	0.4	0.4			
⊙	Any Other (specify)						N.A.	N.A.	
(i)	Trust	2	7435	7435	0.0036	0.0036			
(ii)	Non Resident Indians	211	519863	519863	0.25	0.25			
(iii)	Overseas Corporate Bodies	1	20	20	0.00001	0.00001			
(iii)	Clearing Members	128	231388	231388	0.11	0.11			
(iv)	Hindu Undivided family	545	703288	703288	0.34	0.34			
	Sub-Total (B)(2)	21233	26517328	26514661	12.91	12.91			
	Total Public Shareholding (B) = (B)(1) + (B)(2)	21265	59414120	59411463	28.92	28.92			
	TOTAL (A)+(B)	21273	205440000	170653333	100.00	100.00			
⊙	Shares held by Custodians and against which Depository Receipts have been issued	0	0	0	0	0	N.A.	N.A.	
(1)	Promoter and Promoter Group	0	0	0	0	0	N.A.	N.A.	
(2)	Public								
	GRAND TOTAL (A)+(B)+⊙	21273	205440000	170653333	100.00	100.00	51085000	24.87	




(l)(b) Statement showing Shareholding of persons belonging to the category
"Promoter and Promoter Group"

Sr No.	Name of the Shareholder	Total No. of Shares Held		Share Pledge or Otherwise encumbered		
		Number	As a % of grand total (A)+(B)+(c)	Number	As a percentage	As a % of grand total (A)+(B)+© of sub-clause (l)(a)
(i)	(ii)	(iii)	(iv)	(v)	(vi)=(v)/(iii)*100	(vii)
1	Vinod Kashyap	48556600	23.63	8700000	17.92	4.23
2	Vineet Kashyap	48762330	23.73	42385000	86.94	20.63
3	Vikram Kashyap	48588750	23.65	0	0.00	0.00
4	Anjoo Kashyap	30000	0.02	0	0.00	0.00
5	Aradhena Kashyap	30000	0.02	0	0.00	0.00
6	Amrita Kashyap	30200	0.02	0	0.00	0.00
7	Mohit Kashyap	30000	0.02	0	0.00	0.00
8	Malini Kashyap	10000	0.01	0	0.00	0.00
	TOTAL	148025880	71.08	51085000	34.98	24.87




(l)(c) Statement showing Shareholding of persons belonging to the category
"Public and holding more than 1% of the total number of shares"

Sr No.	Name of the Shareholder	Number of Shares	Shares as a percentage of total number of shares (i.e. Grand Total (A)+(B)+© Indicated in Statement at para(l)(a) above
1	SBIMF MAGNUM MIDCAP FUND	2561290	1.24
2	CITIGROUP GLOBAL MARKETS MAURITIUS PRIVATE LIMITED	4070340	1.98
3	ACACIA INSTITUTIONAL PARTNERS, LP	3055220	1.49
4	ACACIA PARTNERS, LP	5480000	2.66
5	BLACKROCK INDIA EQUITIES FUND (MAURITIUS) LIMITED	3680700	1.79
6	BAJAJ ALLIANZ LIFE INSURANCE COMPANY LIMITED	4875103	2.37
	TOTAL	23702653	11.53



(l)(d) Statement showing details of locked-in shares


Sr No.	Name of the Shareholder	Number of locked-in shares	Category of Shareholders Promoters/Public	Shares as a percentage of total number of shares (i.e. Grand Total (A)+(B)+© indicated in Statement at para(l)(a) above
		NOT	APPILICABLE	



(II)(a) Statement showing details of Depository Receipts (DRs)

Sr No	Type of outstanding DR (ADRs, GDRs, SDRs, etc.)	Number of outstanding DRs	Number of shares underlying outstanding DRs	Shares underlying outstanding DRs as a percentage of total number of shares {i.e. Grand Total (A)+(B)+© indicated in Statement at para(I)(a) above}
	---NOT	APP	LICABLE	-----

Note : The Company has not issued any Depository Receipts, hence this statement is not applicable to Company



(II)(b) Statement showing Holding of Depository Receipts (DRs), where underlying shares are in excess of 1% of the total number of shares

Sr No	Name of the DR Holder	Type of outstanding DR (ADRs, GDRs, SDRs, etc.)	Number of outstanding DRs	Number of shares underlying outstanding DRs	Shares underlying outstanding DRs as a percentage of total number of shares {i.e. Grand Total (A)+(B)+© Indicated in Statement at para(I)(a) above}
		---NOT	APP	LICABLE	-----

Note : The Company has not issued any Depository Receipts, hence this statement is not applicable to Company

