



Statement Showing Shareholding Pattern
Sub Table (I) (a)

Name of the Company : B.L. Kashyap And Sons Limited									
Scrip Code, Name of the scrip, Class of Security : 532719 BLKASHYAP EQUITY SERIES -EQ									
Quarter ended : 30th June, 2011									
Category Code	Category of shareholder	Number of shareholders	Total number of shares	Number of shares held in dematerialized	Total shareholding as a percentage of total number of shares		Share Pledge or Otherwise encumbered		
					As a % of (A+B) (VI)	As a % of (A+B+C) (VII)	Number of Shares (VIII)	As a % of (IX) = (VIII)/(IV)*100	
(I)	(II)	(III)	(IV)	(V)	(VI)	(VII)	(VIII)	(IX)	
(A)	Promoter and Promoter and Promoter Group								
(1)	Indian								
(a)	Individuals/ Hindu Undivided family	0	0	0	0.00	0.00	0.00	0.00	
(b)	Central Government/ State Government(s)	0	0	0	0	0	0	0	
(c)	Bodies Corporate	0	0	0	0	0	0	0	
(d)	Financial Institutions/ Banks	0	0	0	0	0	0	0	
(e)	Any Other (specify)	0	0	0	0	0	0	0	
	Directors & their relatives	8	14806880	111276880	71.09	71.09	51085000	34.98	
	Sub-Total (A)(1)	8	14806880	111276880	71.09	71.09	51085000	34.98	
(2)	Foreign								
(a)	Individuals (Non Resident Individuals/ Foreign Individuals)	0	0	0	0	0	0	0	
(b)	Bodies Corporate	0	0	0	0	0	0	0	
(c)	Institutions	0	0	0	0	0	0	0	
(d)	Any Other (specify)	0	0	0	0	0	0	0	
	Sub-Total (A)(2)	0	0	0	0	0	0	0	
	Total shareholding of Promoter and Promoter Group (A) = (A)(1)+(A)(2)	8	14806880	111276880	71.09	71.09	51085000	34.98	
(B)	Public shareholding						N.A.	N.A.	
(-1)	Institutions						N.A.	N.A.	
(a)	Mutual Funds/UTI	11	10081637	10081637	4.91	4.91			
(b)	Financial Institutions/ Banks	1	10850	10850	0.00518	0.00518			
(c)	Central Government/ State Government(s)	0	0	0	0	0			
(d)	Venture Capital Funds	0	0	0	0	0			
(e)	Insurance Companies	0	0	0	0	0			
(f)	Foreign Institutional Investors	16	21943370	21943370	10.68	10.68			
(g)	Foreign Venture Capital Investors	0	0	0	0	0			
(h)	Any Other (specify)	0	0	0	0	0			
	Sub-Total (B)(1)	28	32035667	32035667	16.69	16.69			
(2)	Non-Institutions						N.A.	N.A.	
(a)	Bodies Corporate	555	9649317	9649317	4.70	4.70			
(b)	Individuals -								
	i. Individual shareholders holding nominal share capital up to Rs.1 lakh	20404	13784042	13781368	6.72	6.72			
	ii. Individual shareholders holding nominal share capital in excess of Rs.1 lakh	8	2641552	2641552	1.28	1.28			
(c)	Any Other (specify)						N.A.	N.A.	
(i)	Trust	2	7910	7910	0.00385	0.00385			
(ii)	Non Resident Indians	210	507618	507618	0.24709	0.24709			
(iii)	Overseas Corporate Bodies	1	20	20	0.00001	0.00001			
(iii)	Clearing Members	66	77611	77611	0.03778	0.03778			
(iv)	Hindu Undivided family	555	675393	675393	0.32875	0.32875			
	Sub-Total (B)(2)	21801	27343463	27340789	13.32	13.32			
	Total Public Shareholding (B) = (B)(1) + (B)(2)	21829	59379120	59376446	28.91	28.91			
	TOTAL (A)+(B)	21837	205440000	170653326	100.00	100.00			
(c)	Shares held by Custodians and against which Depository Receipts have been issued	0	0	0	0	0	N.A.	N.A.	
(1)	Promoter and Promoter Group	0	0	0	0	0	N.A.	N.A.	
(2)	Public								
	GRAND TOTAL (A)+(B)+(c)	21837	205440000	170653326	100.00	100.00	51085000	24.87	




Statement Showing Shareholding Pattern
Sub Table (I) (a)

Name of the Company : B.L. Kashyap And Sons Limited			
Scrip Code, Name of the scrip, Class of Security : 532719 BLKASHYAP EQUITY SERIES -EQ			
Quarter ended : 30th June, 2011			
Partly paid up Shares	No. of Partly paid up shares	As a % of total no. of partly paid-up Shares	As a % of total no. of shares of the company
Held by promoter/promoter group	NII	NII	NII
Held by Public	NII	NII	NII
Total			
Outstanding convertible securities	No. of outstanding securities	As a % of total no. of outstanding convertible securities	As a % of total no. of shares of the Company, assuming full conversion of the convertible securities
Held by promoter/promoter group	NII	NII	NII
Held by public	NII	NII	NII
Total			
Warrants :-	No of Warrants	As a % of total no. of warrants	As a % of total no. of shares of the Company, assuming full conversion of warrants
Held by promoter/promoter group	NII	NII	NII
Held by Public	NII	NII	NII
Total			
Total Paid -up capital of the Company, assuming full conversion of warrants and convertible securities			205440000



(l)(b) Statement showing Shareholding of persons belonging to the category
"Promoter and Promoter Group"

Sr No.	Name of the Shareholder	Total No. of Shares Held		Share Pledge or Otherwise encumbered		
		Number	As a % of grand total (A)+(B)+(c)	Number	As a percentage	As a % of grand total (A)+(B)+© of sub-clause (l)(a)
(I)	(II)	(III)	(IV)	(V)	(VI)=(V)/(III)*100	(VII)
1	Vinod Kashyap	48556600	23.63	8700000	17.92	4.23
2	Vineet Kashyap	48752330	23.73	42385000	86.94	20.63
3	Vikram Kashyap	48586750	23.65	0	0.00	0.00
4	Anjoo Kashyap	30000	0.02	0	0.00	0.00
5	Aradhana Kashyap	30000	0.02	0	0.00	0.00
6	Amrita Kashyap	30200	0.02	0	0.00	0.00
7	Mohit Kashyap	30000	0.02	0	0.00	0.00
8	Mallini Kashyap	45000	0.02	0	0.00	0.00
	TOTAL	146060880	71.09	51085000	34.98	24.87



(l)(c) Statement showing Shareholding of persons belonging to the category
"Public and holding more than 1% of the total number of shares"

Sr No.	Name of the Shareholder	Number of Shares	Shares as a percentage of total number of shares (i.e. Grand Total (A)+(B)+© indicated in Statement at para(l)(a) above
1	SBIMF MAGNUM MIDCAP FUND	2188038	1.07
2	CITIGROUP GLOBAL MARKETS MAURITIUS PRIVATE LIMITED	2470340	1.20
3	ACACIA INSTITUTIONAL PARTNERS, LP	3055220	1.49
4	ACACIA PARTNERS, LP	5460000	2.68
5	BLACKROCK INDIA EQUITIES FUND (MAURITIUS) LIMITED	6680700	3.25
6	BAJAJ ALLIANZ LIFE INSURANCE COMPANY LIMITED	4875103	2.37
	TOTAL	24729401	12.04



(l)(d) Statement showing details of locked-in shares

Sr No.	Name of the Shareholder	Number of locked-in shares	Category of Shareholders Promoters/Public	Shares as a percentage of total number of shares (i.e. Grand Total (A)+(B)+© indicated in Statement at para(l)(a) above
		NOT	APPILICABLE	



(II)(a) Statement showing details of Depository Receipts (DRs)

Sr No	Type of outstanding DR (ADRs, GDRs, SDRs, etc.)	Number of outstanding DRs	Number of shares underlying outstanding DRs	Shares underlying outstanding DRs as a percentage of total number of shares (i.e. Grand Total (A)+(B)+© indicated in Statement at para(I)(a) above)
	---NOT	APP	LICABLE	-----

Note : The Company has not issued any Depository Receipts, hence this statement is not applicable to Company



(II)(b) Statement showing Holding of Depository Receipts (DRs), where underlying shares are in excess of 1% of the total number of shares

Sr No	Name of the DR Holder	Type of outstanding DR (ADRs, GDRs, SDRs, etc.)	Number of outstanding DRs	Number of shares underlying outstanding DRs	Shares underlying outstanding DRs as a percentage of total number of shares (i.e. Grand Total (A)+(B)+© indicated in Statement at para(I)(a) above)
		---NOT	APP	LICABLE	-----

Note : The Company has not issued any Depository Receipts, hence this statement is not applicable to Company

